




THEODORE ALEXANDER





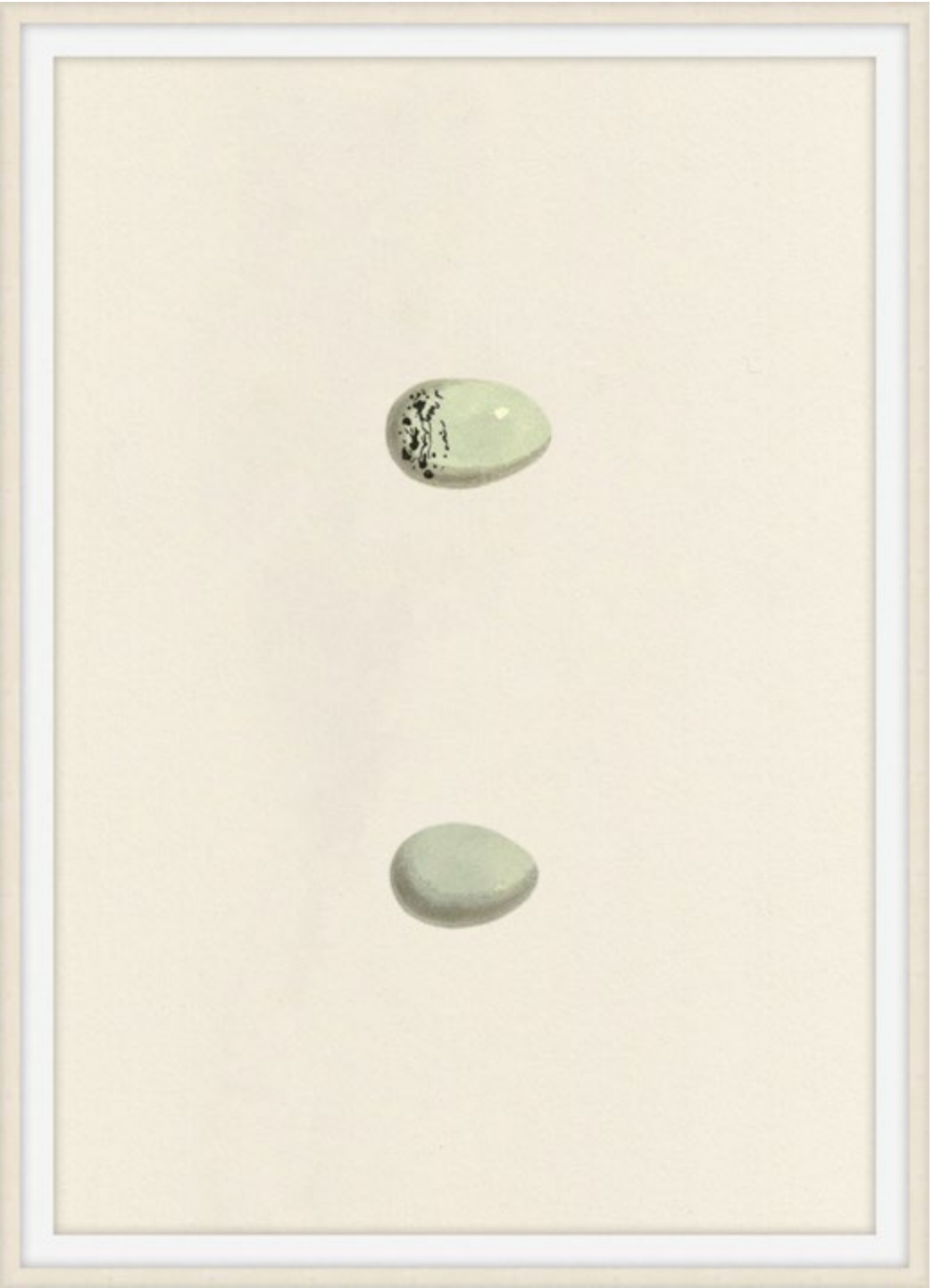
Introducing ART by TA, an exclusive collection of unique, curated wall art that adds a finishing touch to every space.



Unhatched 1

Textured Paper - Single Matboard | M5 - White Smooth + White Core Width: 1.5”
F952 - Whitewash Woodgrain Cap Frame - Width: 1” | Plastic Frame


- D2818S56344-4746
12 x 1.25 x 15 in
- D2818S56345-4746
16 x 1.25 x 20 in
- D2818S56346-4746
20 x 1.25 x 26 in



Unhatched 2

Textured Paper - Single Matboard | M5 - White Smooth + White Core Width: 1.5”
F952 - Whitewash Woodgrain Cap Frame - Width: 1” | Plastic Frame

- D2818S56344-4747
12 x 1.25 x 15 in
- D2818S56345-4747
16 x 1.25 x 20 in
- D2818S56346-4747
20 x 1.25 x 26 in



Unhatched 3

Textured Paper - Single Matboard | M5 - White Smooth + White Core Width: 1.5”
F952 - Whitewash Woodgrain Cap Frame - Width: 1” | Plastic Frame

D2818S56344-4748
12 x 1.25 x 15 in

D2818S56345-4748
16 x 1.25 x 20 in

D2818S56346-4748
20 x 1.25 x 26 in




Unhatched 4

Textured Paper - Single Matboard | M5 - White Smooth + White Core Width: 1.5”
F952 - Whitewash Woodgrain Cap Frame - Width: 1” | Plastic Frame

D2818S56344-4749
12 x 1.25 x 15 in

D2818S56345-4749
16 x 1.25 x 20 in

D2818S56346-4749
20 x 1.25 x 26 in




Unhatched 5

Textured Paper - Single Matboard | M5 - White Smooth + White Core Width: 1.5”
F952 - Whitewash Woodgrain Cap Frame - Width: 1” | Plastic Frame

D2818S56344-4750
12 x 1.25 x 15 in

D2818S56345-4750
16 x 1.25 x 20 in

D2818S56346-4750
20 x 1.25 x 26 in




Unhatched 6

Textured Paper - Single Matboard | M5 - White Smooth + White Core Width: 1.5”
F952 - Whitewash Woodgrain Cap Frame - Width: 1” | Plastic Frame

D2818S56344-4751
12 x 1.25 x 15 in

D2818S56345-4751
16 x 1.25 x 20 in

D2818S56346-4751
20 x 1.25 x 26 in



Unhatched 7

Textured Paper - Single Matboard | M5 - White Smooth + White Core Width: 1.5”
F952 - Whitewash Woodgrain Cap Frame - Width: 1” | Plastic Frame


D2818S56344-5780 12 x 1.25 x 15 in	D2818S56345-5780 16 x 1.25 x 20 in	D2818S56346-5780 20 x 1.25 x 26 in
--	--	--



Unhatched 8

Textured Paper - Single Matboard | M5 - White Smooth + White Core Width: 1.5”
F952 - Whitewash Woodgrain Cap Frame - Width: 1” | Plastic Frame

D2818S56344-5781 12 x 1.25 x 15 in	D2818S56345-5781 16 x 1.25 x 20 in	D2818S56346-5781 20 x 1.25 x 26 in
--	--	--




Unhatched 9

Textured Paper - Single Matboard | M5 - White Smooth + White Core Width: 1.5”
F952 - Whitewash Woodgrain Cap Frame - Width: 1” | Plastic Frame

D2818S56344-5782
12 x 1.25 x 15 in

D2818S56345-5782
16 x 1.25 x 20 in

D2818S56346-5782
20 x 1.25 x 26 in



Shaping My Path 10

Textured Paper | F1188 - Silver with Contrasting Edge Cap Frame - Width: 0.8” | Wood Frame


D2479S49566-5790
22 x 1.5 x 14 in

D2479S49567-5790
26 x 1.5 x 16 in

D2479S49568-5790
30 x 1.5 x 18 in

D2479S49569-5790
34 x 1.5 x 21 in

D2479S49570-5790
38 x 1.5 x 23 in



Shaping My Path 11

Textured Paper | F1188 - Silver with Contrasting Edge Cap Frame - Width: 0.8" | Wood Frame


D2479S49566-5791
22 x 1.5 x 14 in

D2479S49567-5791
26 x 1.5 x 16 in

D2479S49568-5791
30 x 1.5 x 18 in

D2479S49569-5791
34 x 1.5 x 21 in

D2479S49570-5791
38 x 1.5 x 23 in



Shaping My Path 12

Textured Paper | F1188 - Silver with Contrasting Edge Cap Frame - Width: 0.8" | Wood Frame


D2479S49566-5792
22 x 1.5 x 14 in

D2479S49567-5792
26 x 1.5 x 16 in

D2479S49568-5792
30 x 1.5 x 18 in

D2479S49569-5792
34 x 1.5 x 21 in

D2479S49570-5792
38 x 1.5 x 23 in



Perspectives 1

Textured Paper - Single Matboard | M5 - White Smooth + White Core Width: 2"
F1322 - Black Cap Frame - Width: 1.625" | Wood Frame


D3447S68921-5845
16 x 0.813 x 19 in

D3447S68923-5845
20 x 0.813 x 24 in

D3447S68925-5845
24 x 0.813 x 30 in

D3447S68927-5845
28 x 0.813 x 35 in

D3447S68929-5845
32 x 0.813 x 40 in



Perspectives 2

Textured Paper - Single Matboard | M5 - White Smooth + White Core Width: 2"
F1322 - Black Cap Frame - Width: 1.625" | Wood Frame


D3447S68921-5846
16 x 0.813 x 19 in

D3447S68923-5846
20 x 0.813 x 24 in

D3447S68925-5846
24 x 0.813 x 30 in

D3447S68927-5846
28 x 0.813 x 35 in

D3447S68929-5846
32 x 0.813 x 40 in



Perspectives 3

Textured Paper - Single Matboard | M5 - White Smooth + White Core Width: 2"
F1322 - Black Cap Frame - Width: 1.625" | Wood Frame

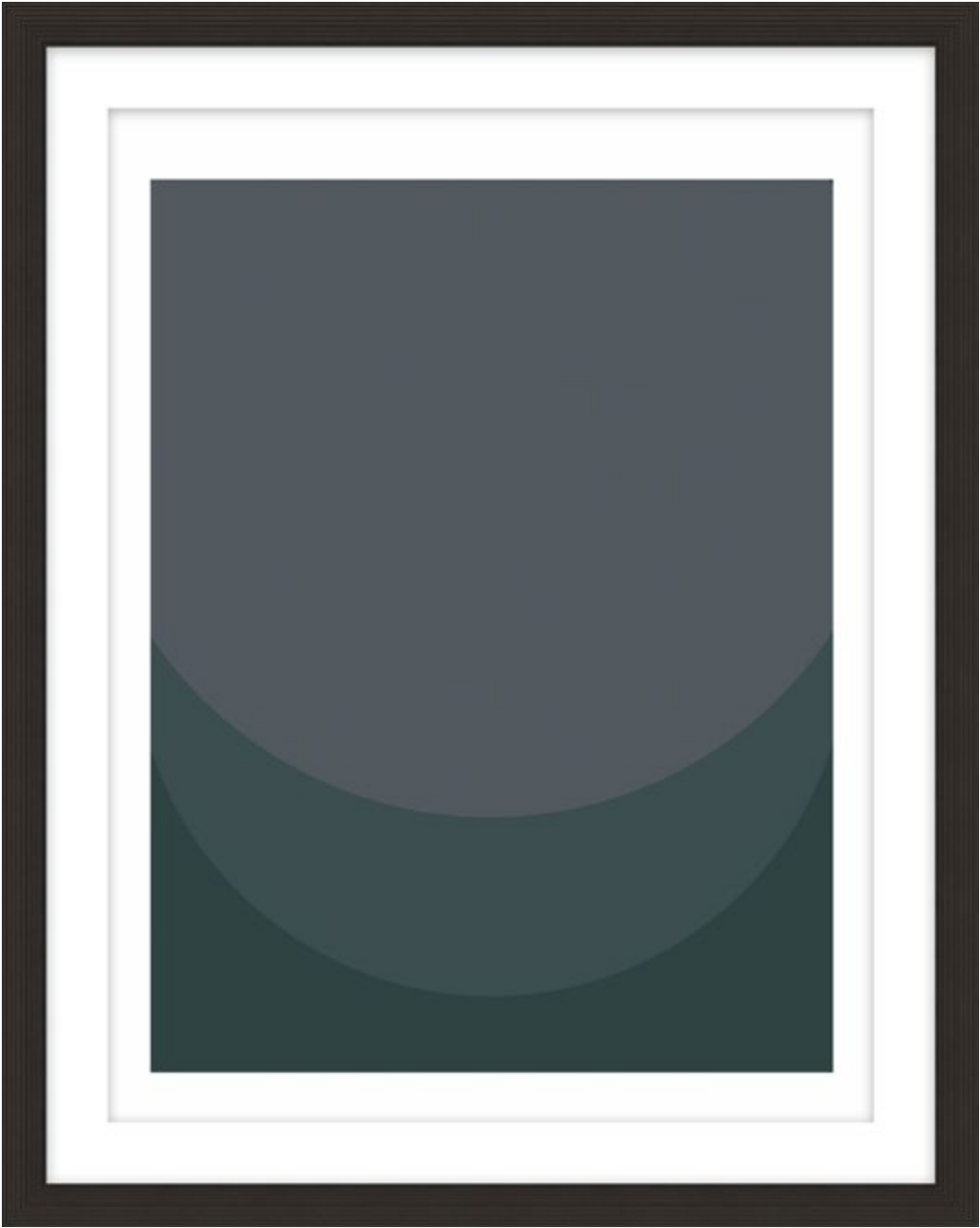
D3447S68921-5847
16 x 0.813 x 19 in

D3447S68927-5847
28 x 0.813 x 35 in

D3447S68923-5847
20 x 0.813 x 24 in

D3447S68929-5847
32 x 0.813 x 40 in

D3447S68925-5847
24 x 0.813 x 30 in



Perspectives 4

Textured Paper - Single Matboard | M5 - White Smooth + White Core Width: 2"
F1322 - Black Cap Frame - Width: 1.625" | Wood Frame


D3447S68921-5848
16 x 0.813 x 19 in

D3447S68927-5848
28 x 0.813 x 35 in

D3447S68923-5848
20 x 0.813 x 24 in

D3447S68929-5848
32 x 0.813 x 40 in

D3447S68925-5848
24 x 0.813 x 30 in



Perspectives 5

Textured Paper - Single Matboard | M5 - White Smooth + White Core Width: 2"
F1322 - Black Cap Frame - Width: 1.625" | Wood Frame

D3447S68921-5849
16 x 0.813 x 19 in

D3447S68923-5849
20 x 0.813 x 24 in

D3447S68925-5849
24 x 0.813 x 30 in

D3447S68927-5849
28 x 0.813 x 35 in

D3447S68929-5849
32 x 0.813 x 40 in



Perspectives 6

Textured Paper - Single Matboard | M5 - White Smooth + White Core Width: 2"
F1322 - Black Cap Frame - Width: 1.625" | Wood Frame


D3447S68921-5850
16 x 0.813 x 19 in

D3447S68923-5850
20 x 0.813 x 24 in

D3447S68925-5850
24 x 0.813 x 30 in

D3447S68927-5850
28 x 0.813 x 35 in

D3447S68929-5850
32 x 0.813 x 40 in



Perspectives 7

Textured Paper - Single Matboard | M5 - White Smooth + White Core Width: 2"
F1322 - Black Cap Frame - Width: 1.625" | Wood Frame

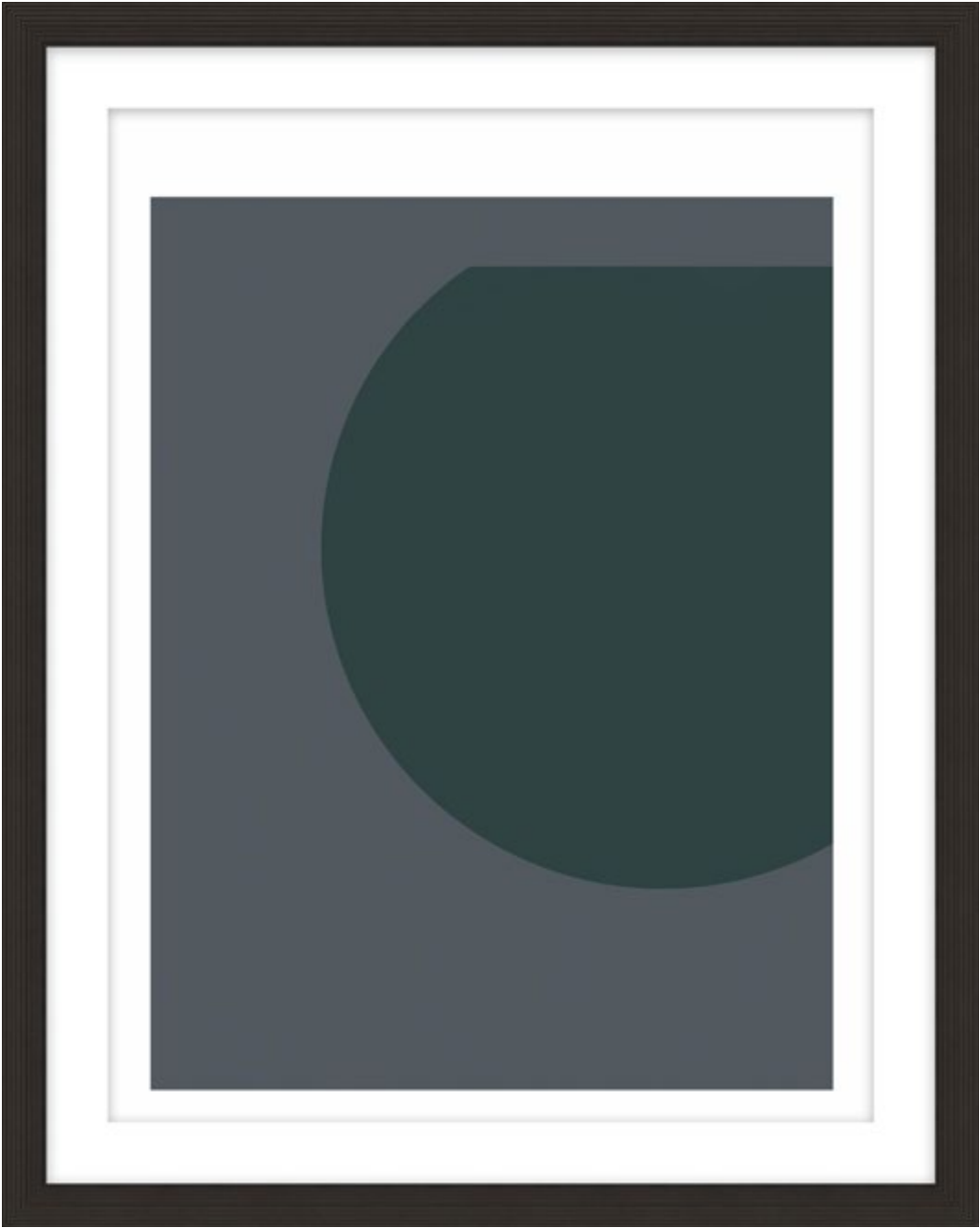
D3447S68921-5851
16 x 0.813 x 19 in

D3447S68927-5851
28 x 0.813 x 35 in

D3447S68923-5851
20 x 0.813 x 24 in

D3447S68929-5851
32 x 0.813 x 40 in

D3447S68925-5851
24 x 0.813 x 30 in



Perspectives 8

Textured Paper - Single Matboard | M5 - White Smooth + White Core Width: 2"
F1322 - Black Cap Frame - Width: 1.625" | Wood Frame

D3447S68921-5852
16 x 0.813 x 19 in

D3447S68927-5852
28 x 0.813 x 35 in

D3447S68923-5852
20 x 0.813 x 24 in

D3447S68929-5852
32 x 0.813 x 40 in

D3447S68925-5852
24 x 0.813 x 30 in



Bette Jolie 1

Canvas - Framed | Top Coat Semi Gloss | F1353 - Antique Silver Cap Frame - Width: 2.75"
F1354 - Natural Linen Liner - Width: 1.25" | Wood Frame

D3453S69052-5768
28 x 1.375 x 33 in

D3453S69054-5768
32 x 1.375 x 38 in

D3453S69056-5768
36 x 1.375 x 43 in

D3453S69058-5768
40 x 1.375 x 48 in

D3453S69060-5768
44 x 1.375 x 53 in



Triumph 1

Canvas - Framed | Top Coat Semi Gloss | F1353 - Antique Silver Cap Frame - Width: 2.75"
F1354 - Natural Linen Liner - Width: 1.25" | Wood Frame

D3452S69031-5769
26 x 1.375 x 32 in

D3452S69033-5769
30 x 1.375 x 38 in

D3452S69035-5769
34 x 1.375 x 43 in

D3452S69037-5769
38 x 1.375 x 48 in

D3452S69039-5769
42 x 1.375 x 54 in



Portrait of Grace 1

Canvas - Framed | Top Coat Semi Gloss
F1368 - Espresso with Warm Silver Cap Frame - Width: 1" | Wood Frame

D3464S69278-5773
14 x 1.5 x 21 in

D3464S69279-5773
16 x 1.5 x 24 in

D3464S69280-5773
18 x 1.5 x 27 in



Encountered Grand 1

Canvas - Framed | Top Coat Semi Gloss
F1326 - Antique Silver Cap Frame - Width: 2" | Wood Frame

D3451S69014-5779
14 x 0.65 x 20 in

D3451S69016-5779
18 x 0.65 x 27 in

D3451S69018-5779
22 x 0.65 x 33 in

D3451S69020-5779
26 x 0.65 x 39 in



Hound and Beetle 1

Canvas - Framed | Top Coat Semi Gloss
F1368 - Espresso with Warm Silver Cap Frame - Width: 1" | Wood Frame

D3462S69234-5784
24 x 1.5 x 18 in

D3462S69237-5784
36 x 1.5 x 27 in

D3462S69240-5784
48 x 1.5 x 36 in

D3462S69235-5784
28 x 1.5 x 21 in

D3462S69238-5784
40 x 1.5 x 30 in

D3462S69236-5784
32 x 1.5 x 24 in

D3462S69239-5784
44 x 1.5 x 33 in



Dogs in the Field 1

Canvas - Framed | Top Coat Semi Gloss
F1372 - Espresso with Warm Silver Cap Frame - Width: 1.438" | Wood Frame

D3463S69258-5785
16 x 0.85 x 20 in

D3463S69259-5785
18 x 0.85 x 23 in

D3463S69260-5785
20 x 0.85 x 26 in



Riding Retreat 1

Textured Paper - Single Matboard | M4 - Warm White Smooth + White Core Width: 2"
F344 - Silver Leaf Cap Frame - Width: 1.125" | Wood Frame

D3444S68864-5823
18 x 1.125 x 16 in

D3444S68870-5823
30 x 1.125 x 25 in

D3444S68866-5823
22 x 1.125 x 19 in

D3444S68868-5823
26 x 1.125 x 22 in



Riding Retreat 2

Textured Paper - Single Matboard | M4 - Warm White Smooth + White Core Width: 2"
F344 - Silver Leaf Cap Frame - Width: 1.125" | Wood Frame

D3444S68864-5824
18 x 1.125 x 16 in

D3444S68870-5824
30 x 1.125 x 25 in

D3444S68866-5824
22 x 1.125 x 19 in

D3444S68868-5824
26 x 1.125 x 22 in



Riding Retreat 3

Textured Paper - Single Matboard | M4 - Warm White Smooth + White Core Width: 2”
F344 - Silver Leaf Cap Frame - Width: 1.125” | Wood Frame

D3444S68864-5825
18 x 1.125 x 16 in

D3444S68870-5825
30 x 1.125 x 25 in

D3444S68866-5825
22 x 1.125 x 19 in

D3444S68868-5825
26 x 1.125 x 22 in



Riding Retreat 4

Textured Paper - Single Matboard | M4 - Warm White Smooth + White Core Width: 2”
F344 - Silver Leaf Cap Frame - Width: 1.125” | Wood Frame

D3444S68864-5826
18 x 1.125 x 16 in

D3444S68870-5826
30 x 1.125 x 25 in

D3444S68866-5826
22 x 1.125 x 19 in

D3444S68868-5826
26 x 1.125 x 22 in




Figure Study 1

Textured Paper - Single Matboard | M4 - Warm White Smooth + White Core Width: 2”
F1372 - Espresso with Warm Silver Cap Frame - Width: 1.438” | Wood Frame

- D3465S69287-5775**
18 x 0.85 x 23 in
- D3465S69288-5775**
22 x 0.85 x 29 in
- D3465S69289-5775**
26 x 0.85 x 35 in
- D3465S69290-5775**
30 x 0.85 x 41 in



Figure Study 2

Textured Paper - Single Matboard | M4 - Warm White Smooth + White Core Width: 2”
F1372 - Espresso with Warm Silver Cap Frame - Width: 1.438” | Wood Frame

- D3465S69287-5776**
18 x 0.85 x 23 in
- D3465S69288-5776**
22 x 0.85 x 29 in
- D3465S69289-5776**
26 x 0.85 x 35 in
- D3465S69290-5776**
30 x 0.85 x 41 in



Reclining Figure 1

Textured Paper - Single Matboard | M4 - Warm White Smooth + White Core Width: 2”
F1186 - Warm Silver Cap Frame - Width: 0.75” | Wood Frame

D3468S69347-5777
12 x 0.9 x 11 in

D3468S69350-5777
24 x 0.9 x 21 in

D3468S69348-5777
16 x 0.9 x 14 in

D3468S69349-5777
20 x 0.9 x 18 in



Quiet Walk Way 1

Canvas | Top Coat Semi Gloss | F1328 - Warm Silver Floater Frame - Width: 0.375” | Plastic Frame

D3450S68997-5770
12 x 2 x 26 in

D3450S69000-5770
18 x 2 x 40 in

D3450S68998-5770
14 x 2 x 31 in

D3450S68999-5770
16 x 2 x 35 in



Quiet Walk Way 2

Canvas | Top Coat Semi Gloss | F1328 - Warm Silver Floater Frame - Width: 0.375" | Plastic Frame

- D3450S68997-5771**
12 x 2 x 26 in
- D3450S68998-5771**
14 x 2 x 31 in
- D3450S68999-5771**
16 x 2 x 35 in
- D3450S69000-5771**
18 x 2 x 40 in



Quiet Walk Way 3

Canvas | Top Coat Semi Gloss | F1328 - Warm Silver Floater Frame - Width: 0.375" | Plastic Frame

- D3450S68997-5772**
12 x 2 x 26 in
- D3450S68998-5772**
14 x 2 x 31 in
- D3450S68999-5772**
16 x 2 x 35 in
- D3450S69000-5772**
18 x 2 x 40 in



Sweeping Hillside 1

Canvas | Hand Embellished Semi Gloss
F451 - Silver Floater Frame - Width: 0.625" | Wood Frame

D3454S69072-5774 30 x 1.5 x 22 in	D3454S69073-5774 34 x 1.5 x 25 in	D3454S69074-5774 38 x 1.5 x 28 in
D3454S69075-5774 42 x 1.5 x 30 in	D3454S69076-5774 46 x 1.5 x 33 in	D3454S69077-5774 50 x 1.5 x 36 in
D3454S69078-5774 54 x 1.5 x 39 in	D3454S69079-5774 58 x 1.5 x 42 in	D3454S69080-5774 62 x 1.5 x 45 in



Gentle Slopes 1

Canvas | Hand Embellished Semi Gloss
F1335 - Champagne Texture Floater Frame - Width: 0.375" | Plastic Frame

D3456S69114-5778 22 x 2 x 22 in	D3456S69115-5778 26 x 2 x 26 in	D3456S69119-5778 42 x 2 x 42 in
D3456S69117-5778 34 x 2 x 34 in	D3456S69118-5778 38 x 2 x 38 in	
D3456S69120-5778 46 x 2 x 46 in	D3456S69116-5778 30 x 2 x 30 in	



Moonlit Trail 1

Canvas - Framed | Hand Embellished Semi Gloss
F1371 - Warm Silver Cap Frame - Width: 1.625”
Wood Frame

D3459S69174-5783
22 x 1 x 17 in

D3459S69177-5783
34 x 1 x 26 in


D3459S69180-5783
46 x 1 x 35 in

D3459S69175-5783
26 x 1 x 20 in

D3459S69178-5783
38 x 1 x 29 in

D3459S69176-5783
30 x 1 x 23 in

D3459S69179-5783
42 x 1 x 32 in



Shore Walk 1

Textured Paper - Single Matboard | M5 - White Smooth + White Core Width: 1”
F989 - White Cap Frame - Width: 0.875” | Plastic Frame

D3457S69125-5786
20 x 1.25 x 15 in


D3457S69126-5786
24 x 1.25 x 17 in

D3457S69127-5786
28 x 1.25 x 20 in

D3457S69128-5786
32 x 1.25 x 23 in

D3457S69129-5786
36 x 1.25 x 25 in

D3457S69130-5786
40 x 1.25 x 28 in



Shore Walk 2

Textured Paper - Single Matboard | M5 - White Smooth + White Core Width: 1”
F989 - White Cap Frame - Width: 0.875” | Plastic Frame

D3457S69125-5787
20 x 1.25 x 15 in


D3457S69126-5787
24 x 1.25 x 17 in

D3457S69127-5787
28 x 1.25 x 20 in

D3457S69128-5787
32 x 1.25 x 23 in

D3457S69129-5787
36 x 1.25 x 25 in

D3457S69130-5787
40 x 1.25 x 28 in



Shore Walk 3

Textured Paper - Single Matboard | M5 - White Smooth + White Core Width: 1”
F989 - White Cap Frame - Width: 0.875” | Plastic Frame

D3457S69125-5788
20 x 1.25 x 15 in


D3457S69126-5788
24 x 1.25 x 17 in

D3457S69127-5788
28 x 1.25 x 20 in

D3457S69128-5788
32 x 1.25 x 23 in

D3457S69129-5788
36 x 1.25 x 25 in

D3457S69130-5788
40 x 1.25 x 28 in



Shore Walk 4

Textured Paper - Single Matboard | M5 - White Smooth + White Core Width: 1”
F989 - White Cap Frame - Width: 0.875” | Plastic Frame

D3457S69125-5789
20 x 1.25 x 15 in

D3457S69126-5789
24 x 1.25 x 17 in

D3457S69127-5789
28 x 1.25 x 20 in

D3457S69128-5789
32 x 1.25 x 23 in

D3457S69129-5789
36 x 1.25 x 25 in

D3457S69130-5789
40 x 1.25 x 28 in



Misty Star 1

Canvas | Hand Embellished Semi Gloss
F1343 - White Oak Floater Frame - Width: 0.33" | Wood Frame

D3449S68972-5793
24 x 2.063 x 24 in

D3449S68974-5793
28 x 2.063 x 28 in

D3449S68976-5793
32 x 2.063 x 32 in

D3449S68978-5793
36 x 2.063 x 36 in

D3449S68980-5793
40 x 2.063 x 40 in



Beautiful Haze 1

Canvas | Top Coat Matte | F1328 - Warm Silver Floater Frame - Width: 0.375" | Plastic Frame

D3455S69092-5794
28 x 2 x 23 in

D3455S69093-5794
32 x 2 x 27 in

D3455S69094-5794
36 x 2 x 30 in

D3455S69095-5794
40 x 2 x 33 in

D3455S69096-5794
44 x 2 x 37 in

D3455S69097-5794
48 x 2 x 40 in

D3455S69098-5794
52 x 2 x 43 in

D3455S69099-5794
56 x 2 x 47 in

D3455S69100-5794
60 x 2 x 50 in



Grassland Dwelling 1

Canvas - Framed | Top Coat Semi Gloss
F1370 - Warm Silver Cap Frame - Width: 1.375" | Wood Frame

D3461S69213-5797 30 x 1.25 x 21 in	D3461S69214-5797 34 x 1.25 x 23 in	D3461S69215-5797 38 x 1.25 x 26 in
D3461S69216-5797 42 x 1.25 x 29 in	D3461S69217-5797 46 x 1.25 x 31 in	D3461S69218-5797 50 x 1.25 x 34 in
D3461S69219-5797 54 x 1.25 x 37 in	D3461S69220-5797 58 x 1.25 x 39 in	



Graze and Peony 1

Canvas - Framed | Top Coat Semi Gloss
F1373 - Warm Silver Cap Frame - Width: 2" | Wood Frame

D3460S69194-5798 24 x 1.5 x 17 in	D3460S69195-5798 28 x 1.5 x 20 in	D3460S69199-5798 44 x 1.5 x 31 in
D3460S69197-5798 36 x 1.5 x 25 in	D3460S69198-5798 40 x 1.5 x 28 in	
D3460S69200-5798 48 x 1.5 x 33 in	D3460S69196-5798 32 x 1.5 x 23 in	



Verdant Visions 1

Textured Paper - Single Matboard | M4 - Warm White Smooth + White Core Width: 1.5"
F1186 - Warm Silver Cap Frame - Width: 0.75" | Wood Frame

D3445S68884-5819
18 x 0.9 x 15 in

D3445S68886-5819
22 x 0.9 x 19 in

D3445S68888-5819
26 x 0.9 x 22 in

D3445S68890-5819
30 x 0.9 x 25 in

Verdant Visions 2

Textured Paper - Single Matboard | M4 - Warm White Smooth + White Core Width: 1.5"
F1186 - Warm Silver Cap Frame - Width: 0.75" | Wood Frame

D3445S68884-5820
18 x 0.9 x 15 in

D3445S68886-5820
22 x 0.9 x 19 in

D3445S68888-5820
26 x 0.9 x 22 in

D3445S68890-5820
30 x 0.9 x 25 in



Verdant Visions 3

Textured Paper - Single Matboard | M4 - Warm White Smooth + White Core Width: 1.5"
F1186 - Warm Silver Cap Frame - Width: 0.75" | Wood Frame

D3445S68884-5821
18 x 0.9 x 15 in

D3445S68890-5821
30 x 0.9 x 25 in

D3445S68886-5821
22 x 0.9 x 19 in

D3445S68888-5821
26 x 0.9 x 22 in

Verdant Visions 4

Textured Paper - Single Matboard | M4 - Warm White Smooth + White Core Width: 1.5"
F1186 - Warm Silver Cap Frame - Width: 0.75" | Wood Frame

D3445S68884-5822
18 x 0.9 x 15 in

D3445S68890-5822
30 x 0.9 x 25 in

D3445S68886-5822
22 x 0.9 x 19 in

D3445S68888-5822
26 x 0.9 x 22 in



Architectural Allure 1

Textured Paper - Single Matboard | M5 - White Smooth + White Core Width: 1”
F1369 - Whitewash Woodgrain Cap Frame - Width: 0.75” | Wood Frame

D3466S69306-5827
22 x 1.375 x 16 in

D3466S69309-5827
34 x 1.375 x 24 in

D3466S69307-5827
26 x 1.375 x 19 in

D3466S69310-5827
38 x 1.375 x 27 in

D3466S69308-5827
30 x 1.375 x 22 in



Architectural Allure 2

Textured Paper - Single Matboard | M5 - White Smooth + White Core Width: 1”
F1369 - Whitewash Woodgrain Cap Frame - Width: 0.75” | Wood Frame

D3466S69306-5828
22 x 1.375 x 16 in

D3466S69309-5828
34 x 1.375 x 24 in

D3466S69307-5828
26 x 1.375 x 19 in

D3466S69310-5828
38 x 1.375 x 27 in

D3466S69308-5828
30 x 1.375 x 22 in



Architectural Allure 3

Textured Paper - Single Matboard | M5 - White Smooth + White Core Width: 1"
F1369 - Whitewash Woodgrain Cap Frame - Width: 0.75" | Wood Frame

D3466S69306-5829
22 x 1.375 x 16 in

D3466S69307-5829
26 x 1.375 x 19 in

D3466S69308-5829
30 x 1.375 x 22 in

D3466S69309-5829
34 x 1.375 x 24 in

D3466S69310-5829
38 x 1.375 x 27 in



Architectural Allure 4

Textured Paper - Single Matboard | M5 - White Smooth + White Core Width: 1"
F1369 - Whitewash Woodgrain Cap Frame - Width: 0.75" | Wood Frame

D3466S69306-5830
22 x 1.375 x 16 in

D3466S69307-5830
26 x 1.375 x 19 in

D3466S69308-5830
30 x 1.375 x 22 in

D3466S69309-5830
34 x 1.375 x 24 in

D3466S69310-5830
38 x 1.375 x 27 in



Architectural Allure 5

Textured Paper - Single Matboard | M5 - White Smooth + White Core Width: 1”
F1369 - Whitewash Woodgrain Cap Frame - Width: 0.75” | Wood Frame

D3466S69306-5831
22 x 1.375 x 16 in

D3466S69309-5831
34 x 1.375 x 24 in

D3466S69307-5831
26 x 1.375 x 19 in

D3466S69310-5831
38 x 1.375 x 27 in

D3466S69308-5831
30 x 1.375 x 22 in



Architectural Allure 6

Textured Paper - Single Matboard | M5 - White Smooth + White Core Width: 1”
F1369 - Whitewash Woodgrain Cap Frame - Width: 0.75” | Wood Frame

D3466S69306-5832
22 x 1.375 x 16 in

D3466S69309-5832
34 x 1.375 x 24 in

D3466S69307-5832
26 x 1.375 x 19 in

D3466S69310-5832
38 x 1.375 x 27 in


D3466S69308-5832
30 x 1.375 x 22 in



Modern Portraits 1

Textured Paper - Single Matboard | M4 - Warm White Smooth + White Core Width: 2”
F954 - Black Woodgrain Cap Frame - Width: 1” | Plastic Frame

- D3448S68944-5833**
14 x 1.25 x 18 in
- D3448S68946-5833**
18 x 1.25 x 24 in
- D3448S68948-5833**
22 x 1.25 x 30 in
- D3448S68950-5833**
26 x 1.25 x 36 in



Modern Portraits 2

Textured Paper - Single Matboard | M4 - Warm White Smooth + White Core Width: 2”
F954 - Black Woodgrain Cap Frame - Width: 1” | Plastic Frame

- D3448S68944-5834**
14 x 1.25 x 18 in
- D3448S68946-5834**
18 x 1.25 x 24 in
- D3448S68948-5834**
22 x 1.25 x 30 in
- D3448S68950-5834**
26 x 1.25 x 36 in



Modern Portraits 3


Textured Paper - Single Matboard | M4 - Warm White Smooth + White Core Width: 2”
F954 - Black Woodgrain Cap Frame - Width: 1” | Plastic Frame

D3448S68944-5835
14 x 1.25 x 18 in

D3448S68950-5835
26 x 1.25 x 36 in

D3448S68946-5835
18 x 1.25 x 24 in

D3448S68948-5835
22 x 1.25 x 30 in



Modern Portraits 4


Textured Paper - Single Matboard | M4 - Warm White Smooth + White Core Width: 2”
F954 - Black Woodgrain Cap Frame - Width: 1” | Plastic Frame

D3448S68944-5836
14 x 1.25 x 18 in

D3448S68950-5836
26 x 1.25 x 36 in

D3448S68946-5836
18 x 1.25 x 24 in

D3448S68948-5836
22 x 1.25 x 30 in



Modern Portraits 5


Textured Paper - Single Matboard | M4 - Warm White Smooth + White Core Width: 2”
F954 - Black Woodgrain Cap Frame - Width: 1” | Plastic Frame

D3448S68944-5837
14 x 1.25 x 18 in

D3448S68950-5837
26 x 1.25 x 36 in

D3448S68946-5837
18 x 1.25 x 24 in

D3448S68948-5837
22 x 1.25 x 30 in



Modern Portraits 6

Textured Paper - Single Matboard | M4 - Warm White Smooth + White Core Width: 2”
F954 - Black Woodgrain Cap Frame - Width: 1” | Plastic Frame

D3448S68944-5838
14 x 1.25 x 18 in

D3448S68950-5838
26 x 1.25 x 36 in

D3448S68946-5838
18 x 1.25 x 24 in

D3448S68948-5838
22 x 1.25 x 30 in



Linear Figures 1

Textured Paper - Single Matboard | M5 - White Smooth + White Core Width: 6”
F1344 - Matte Black Cap Frame - Width: 0.75” | Wood Frame

D3446S68901-5839 20 x 1.25 x 22 in	D3446S68903-5839 24 x 1.25 x 27 in	D3446S68905-5839 28 x 1.25 x 32 in
D3446S68907-5839 32 x 1.25 x 37 in	D3446S68909-5839 36 x 1.25 x 42 in	



Linear Figures 2

Textured Paper - Single Matboard | M5 - White Smooth + White Core Width: 6”
F1344 - Matte Black Cap Frame - Width: 0.75” | Wood Frame

D3446S68901-5840 20 x 1.25 x 22 in	D3446S68903-5840 24 x 1.25 x 27 in	D3446S68905-5840 28 x 1.25 x 32 in
D3446S68907-5840 32 x 1.25 x 37 in	D3446S68909-5840 36 x 1.25 x 42 in	



Linear Figures 3

Textured Paper - Single Matboard | M5 - White Smooth + White Core Width: 6"
F1344 - Matte Black Cap Frame - Width: 0.75" | Wood Frame

D3446S68901-5841 20 x 1.25 x 22 in	D3446S68903-5841 24 x 1.25 x 27 in	D3446S68905-5841 28 x 1.25 x 32 in
D3446S68907-5841 32 x 1.25 x 37 in	D3446S68909-5841 36 x 1.25 x 42 in	



Linear Figures 4

Textured Paper - Single Matboard | M5 - White Smooth + White Core Width: 6"
F1344 - Matte Black Cap Frame - Width: 0.75" | Wood Frame

D3446S68901-5842 20 x 1.25 x 22 in	D3446S68903-5842 24 x 1.25 x 27 in	D3446S68905-5842 28 x 1.25 x 32 in
D3446S68907-5842 32 x 1.25 x 37 in	D3446S68909-5842 36 x 1.25 x 42 in	



Linear Figures 5

Textured Paper - Single Matboard | M5 - White Smooth + White Core Width: 6"
F1344 - Matte Black Cap Frame - Width: 0.75" | Wood Frame

D3446S68901-5843
20 x 1.25 x 22 in

D3446S68907-5843
32 x 1.25 x 37 in

D3446S68903-5843
24 x 1.25 x 27 in

D3446S68909-5843
36 x 1.25 x 42 in

D3446S68905-5843
28 x 1.25 x 32 in



Linear Figures 6

Textured Paper - Single Matboard | M5 - White Smooth + White Core Width: 6"
F1344 - Matte Black Cap Frame - Width: 0.75" | Wood Frame

D3446S68901-5844
20 x 1.25 x 22 in

D3446S68907-5844
32 x 1.25 x 37 in

D3446S68903-5844
24 x 1.25 x 27 in

D3446S68909-5844
36 x 1.25 x 42 in

D3446S68905-5844
28 x 1.25 x 32 in



Pillar Study 1

Textured Paper - Museum Matboard | M4 - Warm White Smooth + White Core Width: 6"
F1188 - Silver with Contrasting Edge Cap Frame - Width: 0.8" | Wood Frame

D3469S69368-5853
21 x 1.5 x 25 in

D3469S69369-5853
25 x 1.5 x 30 in

D3469S69370-5853
29 x 1.5 x 35 in



Pillar Study 2

Textured Paper - Museum Matboard | M4 - Warm White Smooth + White Core Width: 6"
F1188 - Silver with Contrasting Edge Cap Frame - Width: 0.8" | Wood Frame

D3469S69368-5854
21 x 1.5 x 25 in

D3469S69369-5854
25 x 1.5 x 30 in

D3469S69370-5854
29 x 1.5 x 35 in



Pillar Study 3

Textured Paper - Museum Matboard | M4 - Warm White Smooth + White Core Width: 6"
F1188 - Silver with Contrasting Edge Cap Frame - Width: 0.8" | Wood Frame

D3469S69368-5855
21 x 1.5 x 25 in

D3469S69369-5855
25 x 1.5 x 30 in

D3469S69370-5855
29 x 1.5 x 35 in



Pillar Study 4

Textured Paper - Museum Matboard | M4 - Warm White Smooth + White Core Width: 6"
F1188 - Silver with Contrasting Edge Cap Frame - Width: 0.8" | Wood Frame

D3469S69368-5856
21 x 1.5 x 25 in

D3469S69369-5856
25 x 1.5 x 30 in

D3469S69370-5856
29 x 1.5 x 35 in



Vintage Allure 1

Textured Paper - Museum Matboard | M5 - White Smooth + White Core Width: 4”
F989 - White Cap Frame - Width: 0.875” | Plastic Frame

D3467S69325-5857
18 x 1.25 x 23 in

D3467S69326-5857
22 x 1.25 x 28 in

D3467S69327-5857
26 x 1.25 x 33 in

D3467S69328-5857
30 x 1.25 x 38 in

D3467S69330-5857
38 x 1.25 x 47 in



Vintage Allure 2

Textured Paper - Museum Matboard | M5 - White Smooth + White Core Width: 4”
F989 - White Cap Frame - Width: 0.875” | Plastic Frame


D3467S69325-5858
18 x 1.25 x 23 in

D3467S69326-5858
22 x 1.25 x 28 in

D3467S69327-5858
26 x 1.25 x 33 in

D3467S69328-5858
30 x 1.25 x 38 in

D3467S69330-5858
38 x 1.25 x 47 in



Sundry Murex 1

Textured Paper - Single Matboard | M5 - White Smooth + White Core Width: 1”
F1362 - Black Wood Grain Cap Frame - Width: 0.77” | Wood Frame

D3105S62082-5168
17.54 x 1.27 x 26.54 in

D3105S62086-5168
25.54 x 1.27 x 39.54 in

D3105S62090-5168
33.54 x 1.27 x 52.54 in

D3105S62084-5168
21.54 x 1.27 x 32.54 in



Sundry Murex 2

Textured Paper - Single Matboard | M5 - White Smooth + White Core Width: 1”
F1362 - Black Wood Grain Cap Frame - Width: 0.77” | Wood Frame

D3105S62082-5169
17.54 x 1.27 x 26.54 in

D3105S62086-5169
25.54 x 1.27 x 39.54 in

D3105S62090-5169
33.54 x 1.27 x 52.54 in

D3105S62084-5169
21.54 x 1.27 x 32.54 in



Sundry Murex 3

Textured Paper - Single Matboard | M5 - White Smooth + White Core Width: 1"
F1362 - Black Wood Grain Cap Frame - Width: 0.77" | Wood Frame

D3105S62082-5170
17.54 x 1.27 x 26.54 in

D3105S62086-5170
25.54 x 1.27 x 39.54 in

D3105S62090-5170
33.54 x 1.27 x 52.54 in

D3105S62084-5170
21.54 x 1.27 x 32.54 in



Sundry Murex 4


Textured Paper - Single Matboard | M5 - White Smooth + White Core Width: 1"
F1362 - Black Wood Grain Cap Frame - Width: 0.77" | Wood Frame

D3105S62082-5171
17.54 x 1.27 x 26.54 in

D3105S62086-5171
25.54 x 1.27 x 39.54 in

D3105S62090-5171
33.54 x 1.27 x 52.54 in

D3105S62084-5171
21.54 x 1.27 x 32.54 in



Sundry Murex 5

Textured Paper - Single Matboard | M5 - White Smooth + White Core Width: 1”
F1362 - Black Wood Grain Cap Frame - Width: 0.77” | Wood Frame

D3105S62082-5172
17.54 x 1.27 x 26.54 in

D3105S62086-5172
25.54 x 1.27 x 39.54 in

D3105S62090-5172
33.54 x 1.27 x 52.54 in

D3105S62084-5172
21.54 x 1.27 x 32.54 in



Sundry Murex 6

Textured Paper - Single Matboard | M5 - White Smooth + White Core Width: 1”
F1362 - Black Wood Grain Cap Frame - Width: 0.77” | Wood Frame

D3105S62082-5173
17.54 x 1.27 x 26.54 in

D3105S62086-5173
25.54 x 1.27 x 39.54 in

D3105S62090-5173
33.54 x 1.27 x 52.54 in

D3105S62084-5173
21.54 x 1.27 x 32.54 in



Through the Clouds 1

Textured Paper - Museum Matboard | M5 - White Smooth + White Core Width: 4"
F1344 - Matte Black Cap Frame - Width: 0.75" | Wood Frame

D3127S62521-5053
22 x 1.25 x 30 in

D3127S62525-5053
30 x 1.25 x 41 in

D3127S62530-5053
40 x 1.25 x 54 in

D3127S62523-5053
26 x 1.25 x 35 in

D3127S62527-5053
34 x 1.25 x 46 in



Through the Clouds 2

Textured Paper - Museum Matboard | M5 - White Smooth + White Core Width: 4"
F1344 - Matte Black Cap Frame - Width: 0.75" | Wood Frame

D3127S62521-5054
22 x 1.25 x 30 in

D3127S62525-5054
30 x 1.25 x 41 in

D3127S62530-5054
40 x 1.25 x 54 in

D3127S62523-5054
26 x 1.25 x 35 in

D3127S62527-5054
34 x 1.25 x 46 in



Through the Clouds 3

Textured Paper - Museum Matboard | M5 - White Smooth + White Core Width: 4"
F1344 - Matte Black Cap Frame - Width: 0.75" | Wood Frame

D3127S62521-5055
22 x 1.25 x 30 in

D3127S62525-5055
30 x 1.25 x 41 in

D3127S62530-5055
40 x 1.25 x 54 in

D3127S62523-5055
26 x 1.25 x 35 in

D3127S62527-5055
34 x 1.25 x 46 in



Through the Clouds 4

Textured Paper - Museum Matboard | M5 - White Smooth + White Core Width: 4"
F1344 - Matte Black Cap Frame - Width: 0.75" | Wood Frame

D3127S62521-5056
22 x 1.25 x 30 in

D3127S62525-5056
30 x 1.25 x 41 in

D3127S62530-5056
40 x 1.25 x 54 in

D3127S62523-5056
26 x 1.25 x 35 in

D3127S62527-5056
34 x 1.25 x 46 in



Through the Clouds 5

Textured Paper - Museum Matboard | M5 - White Smooth + White Core Width: 4"
F1344 - Matte Black Cap Frame - Width: 0.75" | Wood Frame


D3127S62521-5057
22 x 1.25 x 30 in

D3127S62525-5057
30 x 1.25 x 41 in

D3127S62530-5057
40 x 1.25 x 54 in

D3127S62523-5057
26 x 1.25 x 35 in

D3127S62527-5057
34 x 1.25 x 46 in



Through the Clouds 6

Textured Paper - Museum Matboard | M5 - White Smooth + White Core Width: 4"
F1344 - Matte Black Cap Frame - Width: 0.75" | Wood Frame

D3127S62521-5058
22 x 1.25 x 30 in

D3127S62525-5058
30 x 1.25 x 41 in

D3127S62530-5058
40 x 1.25 x 54 in

D3127S62523-5058
26 x 1.25 x 35 in

D3127S62527-5058
34 x 1.25 x 46 in



In Time 1

Canvas | Top Coat Matte | F1329 - Satin Black Floater Frame - Width: 0.375" | Plastic Frame

D3124S62471-5075 20.25 x 2 x 23.25 in	D3124S62475-5075 36.25 x 2 x 42.25 in	D3124S62479-5075 52.25 x 2 x 61.25 in
D3124S62472-5075 24.25 x 2 x 28.25 in	D3124S62477-5075 44.25 x 2 x 52.25 in	D3124S62480-5075 56.25 x 2 x 66.25 in



In Time 2

Canvas | Top Coat Matte | F1329 - Satin Black Floater Frame - Width: 0.375" | Plastic Frame

D3124S62471-5076 20.25 x 2 x 23.25 in	D3124S62475-5076 36.25 x 2 x 42.25 in	D3124S62479-5076 52.25 x 2 x 61.25 in
D3124S62472-5076 24.25 x 2 x 28.25 in	D3124S62477-5076 44.25 x 2 x 52.25 in	D3124S62480-5076 56.25 x 2 x 66.25 in



Shadow Horizon 1

Canvas | Hand Embellished Semi Gloss
F1343 - White Oak Floater Frame - Width: 0.33 | Wood Frame


D3122S62431-5145 34.16 x 2.063 x 23.16 in	D3122S62435-5145 50.16 x 2.063 x 34.16 in	D3122S62439-5145 66.16 x 2.063 x 45.16 in
D3122S62432-5145 38.16 x 2.063 x 26.16 in	D3122S62438-5145 62.16 x 2.063 x 42.16 in	D3122S62440-5145 70.16 x 2.063 x 47.16 in



Shadow Horizon 2

Canvas | Hand Embellished Semi Gloss
F1343 - White Oak Floater Frame - Width: 0.33 | Wood Frame


D3122S62431-5146 34.16 x 2.063 x 23.16 in	D3122S62435-5146 50.16 x 2.063 x 34.16 in	D3122S62439-5146 66.16 x 2.063 x 45.16 in
D3122S62432-5146 38.16 x 2.063 x 26.16 in	D3122S62438-5146 62.16 x 2.063 x 42.16 in	D3122S62440-5146 70.16 x 2.063 x 47.16 in



Shadow Horizon 3

Canvas | Hand Embellished Semi Gloss
F1343 - White Oak Floater Frame - Width: 0.33 | Wood Frame


D3122S62431-5203 34.16 x 2.063 x 23.16 in	D3122S62435-5203 50.16 x 2.063 x 34.16 in	D3122S62439-5203 66.16 x 2.063 x 45.16 in
D3122S62432-5203 38.16 x 2.063 x 26.16 in	D3122S62438-5203 62.16 x 2.063 x 42.16 in	D3122S62440-5203 70.16 x 2.063 x 47.16 in



Shadow Horizon 4

Canvas | Hand Embellished Semi Gloss
F1343 - White Oak Floater Frame - Width: 0.33 | Wood Frame

D3122S62431-5204 34.16 x 2.063 x 23.16 in	D3122S62435-5204 50.16 x 2.063 x 34.16 in	D3122S62439-5204 66.16 x 2.063 x 45.16 in
D3122S62432-5204 38.16 x 2.063 x 26.16 in	D3122S62438-5204 62.16 x 2.063 x 42.16 in	D3122S62440-5204 70.16 x 2.063 x 47.16 in



Shadow Horizon 5

Canvas | Hand Embellished Semi Gloss
F1343 - White Oak Floater Frame - Width: 0.33 | Wood Frame


D3122S62431-5205 34.16 x 2.063 x 23.16 in	D3122S62435-5205 50.16 x 2.063 x 34.16 in	D3122S62439-5205 66.16 x 2.063 x 45.16 in
D3122S62432-5205 38.16 x 2.063 x 26.16 in	D3122S62438-5205 62.16 x 2.063 x 42.16 in	D3122S62440-5205 70.16 x 2.063 x 47.16 in



Shadow Horizon 6

Canvas | Hand Embellished Semi Gloss
F1343 - White Oak Floater Frame - Width: 0.33 | Wood Frame


D3122S62431-5206 34.16 x 2.063 x 23.16 in	D3122S62435-5206 50.16 x 2.063 x 34.16 in	D3122S62439-5206 66.16 x 2.063 x 45.16 in
D3122S62432-5206 38.16 x 2.063 x 26.16 in	D3122S62438-5206 62.16 x 2.063 x 42.16 in	D3122S62440-5206 70.16 x 2.063 x 47.16 in



Shadow Horizon 7

Canvas | Hand Embellished Semi Gloss
F1343 - White Oak Floater Frame - Width: 0.33 | Wood Frame

D3122S62431-5207 34.16 x 2.063 x 23.16 in	D3122S62435-5207 50.16 x 2.063 x 34.16 in	D3122S62439-5207 66.16 x 2.063 x 45.16 in
D3122S62432-5207 38.16 x 2.063 x 26.16 in	D3122S62438-5207 62.16 x 2.063 x 42.16 in	D3122S62440-5207 70.16 x 2.063 x 47.16 in



Shadow Horizon 8

Canvas | Hand Embellished Semi Gloss
F1343 - White Oak Floater Frame - Width: 0.33 | Wood Frame

D3122S62431-5208 34.16 x 2.063 x 23.16 in	D3122S62435-5208 50.16 x 2.063 x 34.16 in	D3122S62439-5208 66.16 x 2.063 x 45.16 in
D3122S62432-5208 38.16 x 2.063 x 26.16 in	D3122S62438-5208 62.16 x 2.063 x 42.16 in	D3122S62440-5208 70.16 x 2.063 x 47.16 in



Shadow Horizon 9

Canvas | Hand Embellished Semi Gloss
F1343 - White Oak Floater Frame - Width: 0.33 | Wood Frame

D3122S62431-5209 34.16 x 2.063 x 23.16 in	D3122S62435-5209 50.16 x 2.063 x 34.16 in	D3122S62439-5209 66.16 x 2.063 x 45.16 in
D3122S62432-5209 38.16 x 2.063 x 26.16 in	D3122S62438-5209 62.16 x 2.063 x 42.16 in	D3122S62440-5209 70.16 x 2.063 x 47.16 in



Shadow Horizon 10

Canvas | Hand Embellished Semi Gloss
F1343 - White Oak Floater Frame - Width: 0.33 | Wood Frame

D3122S62431-5210 34.16 x 2.063 x 23.16 in	D3122S62435-5210 50.16 x 2.063 x 34.16 in	D3122S62439-5210 66.16 x 2.063 x 45.16 in
D3122S62432-5210 38.16 x 2.063 x 26.16 in	D3122S62438-5210 62.16 x 2.063 x 42.16 in	D3122S62440-5210 70.16 x 2.063 x 47.16 in



Desert Walls 1

Textured Paper - Single Matboard | M5 - White Smooth + White Core Width: 6”
F952 - Whitewash Woodgrain Cap Frame - Width: 1” | Plastic Frame

D3092S61822-5125
22 x 1.25 x 19 in

D3092S61826-5125
38 x 1.25 x 30 in

D3092S61830-5125
54 x 1.25 x 41 in

D3092S61824-5125
30 x 1.25 x 25 in



Desert Walls 2

Textured Paper - Single Matboard | M5 - White Smooth + White Core Width: 6”
F952 - Whitewash Woodgrain Cap Frame - Width: 1” | Plastic Frame

D3092S61822-5126
22 x 1.25 x 19 in

D3092S61826-5126
38 x 1.25 x 30 in

D3092S61830-5126
54 x 1.25 x 41 in

D3092S61824-5126
30 x 1.25 x 25 in



Desert Walls 3

Textured Paper - Single Matboard | M5 - White Smooth + White Core Width: 6”
F952 - Whitewash Woodgrain Cap Frame - Width: 1” | Plastic Frame

D3092S61822-5127
22 x 1.25 x 19 in

D3092S61826-5127
38 x 1.25 x 30 in

D3092S61830-5127
54 x 1.25 x 41 in

D3092S61824-5127
30 x 1.25 x 25 in



Desert Walls 4

Textured Paper - Single Matboard | M5 - White Smooth + White Core Width: 6”
F952 - Whitewash Woodgrain Cap Frame - Width: 1” | Plastic Frame

D3092S61822-5128
22 x 1.25 x 19 in

D3092S61826-5128
38 x 1.25 x 30 in

D3092S61830-5128
54 x 1.25 x 41 in

D3092S61824-5128
30 x 1.25 x 25 in



Desert Walls 5

Textured Paper - Single Matboard | M5 - White Smooth + White Core Width: 6”
F952 - White wash Woodgrain Cap Frame - Width: 1” | Plastic Frame

D3092S61822-5129

22 x 1.25 x 19 in

D3092S61826-5129

38 x 1.25 x 30 in

D3092S61830-5129

54 x 1.25 x 41 in

D3092S61824-5129

30 x 1.25 x 25 in



Desert Walls 6

Textured Paper - Single Matboard | M5 - White Smooth + White Core Width: 6”
F952 - Whitewash Woodgrain Cap Frame - Width: 1” | Plastic Frame

D3092S61822-5130

22 x 1.25 x 19 in

D3092S61826-5130

38 x 1.25 x 30 in

D3092S61830-5130

54 x 1.25 x 41 in

D3092S61824-5130

30 x 1.25 x 25 in



Desert Walls 7

Textured Paper - Single Matboard | M5 - White Smooth + White Core Width: 6”
F952 - Whitewash Woodgrain Cap Frame - Width: 1” | Plastic Frame

D3092S61822-5131
22 x 1.25 x 19 in

D3092S61826-5131
38 x 1.25 x 30 in

D3092S61830-5131
54 x 1.25 x 41 in

D3092S61824-5131
30 x 1.25 x 25 in



Desert Walls 8

Textured Paper - Single Matboard | M5 - White Smooth + White Core Width: 6”
F952 - Whitewash Woodgrain Cap Frame - Width: 1” | Plastic Frame

D3092S61822-5132
22 x 1.25 x 19 in

D3092S61826-5132
38 x 1.25 x 30 in

D3092S61830-5132
54 x 1.25 x 41 in

D3092S61824-5132
30 x 1.25 x 25 in



Desert Walls 9

Textured Paper - Single Matboard | M5 - White Smooth + White Core Width: 6”
F952 - Whitewash Woodgrain Cap Frame - Width: 1” | Plastic Frame

D3092S61822-5199
22 x 1.25 x 19 in

D3092S61826-5199
38 x 1.25 x 30 in

D3092S61830-5199
54 x 1.25 x 41 in

D3092S61824-5199
30 x 1.25 x 25 in



Desert Walls 10

Textured Paper - Single Matboard | M5 - White Smooth + White Core Width: 6”
F952 - Whitewash Woodgrain Cap Frame - Width: 1” | Plastic Frame

D3092S61822-5200
22 x 1.25 x 19 in

D3092S61826-5200
38 x 1.25 x 30 in

D3092S61830-5200
54 x 1.25 x 41 in

D3092S61824-5200
30 x 1.25 x 25 in



Frozen Lake 1

Canvas | Hand Embellished Semi Gloss
F1343 - White Oak Floater Frame - Width: 0.33 | Wood Frame

- | | | |
|---|---|---|
| D3118S62352-5085
20.16 x 2.063 x 14.16 in | D3118S62355-5085
38.16 x 2.063 x 27.16 in | D3118S62358-5085
56.16 x 2.063 x 40.16 in |
| D3118S62353-5085
26.16 x 2.063 x 19.16 in | D3118S62357-5085
50.16 x 2.063 x 36.16 in | D3118S62360-5085
68.16 x 2.063 x 48.16 in |



Forest Light 1

Canvas | Hand Embellished Semi Gloss
F1343 - White Oak Floater Frame - Width: 0.33 | Wood Frame

- | | | |
|---|---|---|
| D3119S62371-5087
22.16 x 2.063 x 22.16 in | D3119S62376-5087
32.16 x 2.063 x 32.16 in | D3119S62380-5087
40.16 x 2.063 x 40.16 in |
| D3119S62373-5087
26.16 x 2.063 x 26.16 in | D3119S62378-5087
36.16 x 2.063 x 36.16 in | |



Intermingle 1

Canvas | Hand Embellished Semi Gloss
F1343 - White Oak Floater Frame - Width: 0.33 | Wood Frame

D3121S62411-5175
18.16 x 2.063 x 14.16 in

D3121S62415-5175
34.16 x 2.063 x 26.16 in

D3121S62419-5175
50.16 x 2.063 x 38.16 in

D3121S62413-5175
26.16 x 2.063 x 20.16 in

D3121S62417-5175
42.16 x 2.063 x 32.16 in

D3121S62420-5175
54.16 x 2.063 x 41.16 in



Soft Weave 1

Textured Paper - Single Matboard | M5 - White Smooth + White Core Width: 1.5”
F952 - Whitewash Woodgrain Cap Frame - Width: 1” | Plastic Frame

D3091S61802-5096
26 x 1.25 x 20 in

D3091S61806-5096
41 x 1.25 x 30 in

D3091S61809-5096
54 x 1.25 x 39 in

D3091S61804-5096
34 x 1.25 x 25 in



Open Weave 1


Textured Paper - Single Matboard | M5 - White Smooth + White Core Width: 1.5”
F1345 - Matte White Cap Frame - Width: 0.75” | Wood Frame

D3102S62024-5143
23.5 x 1.25 x 19.5 in

D3102S62028-5143
39.5 x 1.25 x 31.5 in

D3102S62030-5143
47.5 x 1.25 x 37.5 in

D3102S62026-5143
31.5 x 1.25 x 25.5 in



Open Weave 2

Textured Paper - Single Matboard | M5 - White Smooth + White Core Width: 1.5”
F1345 - Matte White Cap Frame - Width: 0.75 | Wood Frame

D3102S62024-5144
23.5 x 1.25 x 19.5 in

D3102S62028-5144
39.5 x 1.25 x 31.5 in

D3102S62030-5144
47.5 x 1.25 x 37.5 in

D3102S62026-5144
31.5 x 1.25 x 25.5 in




Tropical Leaves 1

Textured Paper - Single Matboard | M5 - White Smooth + White Core Width: 1.5”
F1345 - Matte White Cap Frame - Width: 0.75” | Wood Frame

- D3103S62042-5147**
23.5 x 1.25 x 17.5 in

D3103S62044-5147
27.5 x 1.25 x 19.5 in
- D3103S62046-5147**
31.5 x 1.25 x 22.5 in

D3103S62048-5147
35.5 x 1.25 x 25.5 in
- D3103S62050-5147**
39.5 x 1.25 x 27.5 in



Tropical Leaves 2

Textured Paper - Single Matboard | M5 - White Smooth + White Core Width: 1.5”
F1345 - Matte White Cap Frame - Width: 0.75” | Wood Frame

- D3103S62042-5148**
23.5 x 1.25 x 17.5 in

D3103S62044-5148
27.5 x 1.25 x 19.5 in
- D3103S62046-5148**
31.5 x 1.25 x 22.5 in

D3103S62048-5148
35.5 x 1.25 x 25.5 in
- D3103S62050-5148**
39.5 x 1.25 x 27.5 in



Tropical Leaves 3

Textured Paper - Single Matboard | M5 - White Smooth + White Core Width: 1.5”
F1345 - Matte White Cap Frame - Width: 0.75” | Wood Frame

D3103S62042-5149
23.5 x 1.25 x 17.5 in

D3103S62046-5149
31.5 x 1.25 x 22.5 in

D3103S62050-5149
39.5 x 1.25 x 27.5 in

D3103S62044-5149
27.5 x 1.25 x 19.5 in

D3103S62048-5149
35.5 x 1.25 x 25.5 in



Tropical Leaves 4

Textured Paper - Single Matboard | M5 - White Smooth + White Core Width: 1.5”
F1345 - Matte White Cap Frame - Width: 0.75” | Wood Frame


D3103S62042-5150
23.5 x 1.25 x 17.5 in

D3103S62046-5150
31.5 x 1.25 x 22.5 in

D3103S62050-5150
39.5 x 1.25 x 27.5 in

D3103S62044-5150
27.5 x 1.25 x 19.5 in

D3103S62048-5150
35.5 x 1.25 x 25.5 in



Tropical Leaves 5

Textured Paper - Single Matboard | M5 - White Smooth + White Core Width: 1.5”
F1345 - Matte White Cap Frame - Width: 0.75” | Wood Frame

- | | | |
|--|--|--|
| D3103S62042-5151
23.5 x 1.25 x 17.5 in | D3103S62046-5151
31.5 x 1.25 x 22.5 in | D3103S62050-5151
39.5 x 1.25 x 27.5 in |
| D3103S62044-5151
27.5 x 1.25 x 19.5 in | D3103S62048-5151
35.5 x 1.25 x 25.5 in | |



Tropical Leaves 6

Textured Paper - Single Matboard M5 - White Smooth + White Core Width: 1.5”
F1345 - Matte White Cap Frame - Width: 0.75” | Wood Frame

- | | | |
|--|--|--|
| D3103S62042-5152
23.5 x 1.25 x 17.5 in | D3103S62046-5152
31.5 x 1.25 x 22.5 in | D3103S62050-5152
39.5 x 1.25 x 27.5 in |
| D3103S62044-5152
27.5 x 1.25 x 19.5 in | D3103S62048-5152
35.5 x 1.25 x 25.5 in | |



La Columna 1

Textured Paper - Single Matboard | M7 - Cream Belgique + Antwerpen Width: 6”
F344 - Silver Leaf Cap Frame - Width: 1”.125 | Wood Frame

D3084S61663-5177
20.25 x 1.125 x 22.25 in

D3084S61667-5177
28.25 x 1.125 x 32.25 in

D3084S61669-5177
32.25 x 1.125 x 37.25 in

D3084S61665-5177
24.25 x 1.125 x 27.25 in



La Columna 2

Textured Paper - Single Matboard | M7 - Cream Belgique + Antwerpen Width: 6”
F344 - Silver Leaf Cap Frame - Width: 1”.125 | Wood Frame

D3084S61663-5347
20.25 x 1.125 x 22.25 in

D3084S61667-5347
28.25 x 1.125 x 32.25 in

D3084S61669-5347
32.25 x 1.125 x 37.25 in

D3084S61665-5347
24.25 x 1.125 x 27.25 in



Structural Form 1

Textured Paper - Single Matboard | M7 - Cream Belgique + Antwerpen Width: 4”
F344 - Silver Leaf Cap Frame - Width: 1”.125 | Wood Frame

D3135S62682-5348 20.25 x 1.125 x 22.25 in	D3135S62686-5348 32.25 x 1.125 x 36.25 in	D3135S62690-5348 44.25 x 1.125 x 50.25 in
D3135S62684-5348 26.25 x 1.125 x 29.25 in	D3135S62688-5348 38.25 x 1.125 x 43.25 in	



Structural Form 2

Textured Paper - Single Matboard | M7 - Cream Belgique + Antwerpen Width: 4”
F344 - Silver Leaf Cap Frame - Width: 1”.125 | Wood Frame

D3135S62682-5349 20.25 x 1.125 x 22.25 in	D3135S62686-5349 32.25 x 1.125 x 36.25 in	D3135S62690-5349 44.25 x 1.125 x 50.25 in
D3135S62684-5349 26.25 x 1.125 x 29.25 in	D3135S62688-5349 38.25 x 1.125 x 43.25 in	




Rolling Landscapes 1

Textured Paper - Single Matboard | M5 - White Smooth + White Core Width: 3"
F1360 - Antique Silver & Black Cap Frame - Width: 0.75" | Wood Frame

D3079S61563-5027
29.5 x 1.375 x 24.5 in

D3079S61565-5027
37.5 x 1.375 x 30.5 in

D3079S61568-5027
49.5 x 1.375 x 39.5 in




Rolling Landscapes 2

Textured Paper - Single Matboard | M5 - White Smooth + White Core Width: 3"
F1360 - Antique Silver & Black Cap Frame - Width: 0.75" | Wood Frame

D3079S61563-5028
29.5 x 1.375 x 24.5 in

D3079S61565-5028
37.5 x 1.375 x 30.5 in

D3079S61568-5028
49.5 x 1.375 x 39.5 in



Rolling Landscapes 3

Textured Paper - Single Matboard | M5 - White Smooth + White Core Width: 3"
F1360 - Antique Silver & Black Cap Frame - Width: 0.75" | Wood Frame

D3079S61563-5029
29.5 x 1.375 x 24.5 in

D3079S61565-5029
37.5 x 1.375 x 30.5 in

D3079S61568-5029
49.5 x 1.375 x 39.5 in



Rolling Landscapes 4

Textured Paper - Single Matboard | M5 - White Smooth + White Core Width: 3"
F1360 - Antique Silver & Black Cap Frame - Width: 0.75" | Wood Frame

D3079S61563-5030
29.5 x 1.375 x 24.5 in

D3079S61565-5030
37.5 x 1.375 x 30.5 in

D3079S61568-5030
49.5 x 1.375 x 39.5 in



Rolling Landscapes 5

Textured Paper - Single Matboard | M5 - White Smooth + White Core Width: 3"
F1360 - Antique Silver & Black Cap Frame - Width: 0.75" | Wood Frame

D3079S61563-5031
29.5 x 1.375 x 24.5 in

D3079S61565-5031
37.5 x 1.375 x 30.5 in

D3079S61568-5031
49.5 x 1.375 x 39.5 in



Rolling Landscapes 6

Textured Paper - Single Matboard | M5 - White Smooth + White Core Width: 3"
F1360 - Antique Silver & Black Cap Frame - Width: 0.75" | Wood Frame

D3079S61563-5032
29.5 x 1.375 x 24.5 in

D3079S61565-5032
37.5 x 1.375 x 30.5 in

D3079S61568-5032
49.5 x 1.375 x 39.5 in



Rolling Landscapes 7

Textured Paper - Single Matboard | M5 - White Smooth + White Core Width: 3"
F1360 - Antique Silver & Black Cap Frame - Width: 0.75" | Wood Frame

D3079S61563-5033
29.5 x 1.375 x 24.5 in

D3079S61565-5033
37.5 x 1.375 x 30.5 in

D3079S61568-5033
49.5 x 1.375 x 39.5 in



Rolling Landscapes 8

Textured Paper - Single Matboard | M5 - White Smooth + White Core Width: 3"
F1360 - Antique Silver & Black Cap Frame - Width: 0.75" | Wood Frame

D3079S61563-5034
29.5 x 1.375 x 24.5 in

D3079S61565-5034
37.5 x 1.375 x 30.5 in

D3079S61568-5034
49.5 x 1.375 x 39.5 in



England Moments 1

Textured Paper | M5 - White Smooth + White Core Width: 4"
F1360 - Antique Silver & Black Cap Frame - Width: 0.75" | Wood Frame

D3104S62061-5178
19.5 x 1.375 x 22.5 in

D3104S62063-5178
23.5 x 1.375 x 27.5 in

D3104S62065-5178
27.5 x 1.375 x 32.5 in

D3104S62067-5178
31.5 x 1.375 x 37.5 in



England Moments 2

Textured Paper | M5 - White Smooth + White Core Width: 4"
F1360 - Antique Silver & Black Cap Frame - Width: 0.75" | Wood Frame

D3104S62061-5179
19.5 x 1.375 x 22.5 in

D3104S62063-5179
23.5 x 1.375 x 27.5 in

D3104S62065-5179
27.5 x 1.375 x 32.5 in

D3104S62067-5179
31.5 x 1.375 x 37.5 in



England Moments 3


Textured Paper | M5 - White Smooth + White Core Width: 4"
F1360 - Antique Silver & Black Cap Frame - Width: 0.75" | Wood Frame

D3104S62061-5180
19.5 x 1.375 x 22.5 in

D3104S62063-5180
23.5 x 1.375 x 27.5 in

D3104S62065-5180
27.5 x 1.375 x 32.5 in

D3104S62067-5180
31.5 x 1.375 x 37.5 in



England Moments 4

Textured Paper | M5 - White Smooth + White Core Width: 4"
F1360 - Antique Silver & Black Cap Frame - Width: 0.75" | Wood Frame

D3104S62061-5181
19.5 x 1.375 x 22.5 in

D3104S62063-5181
23.5 x 1.375 x 27.5 in

D3104S62065-5181
27.5 x 1.375 x 32.5 in

D3104S62067-5181
31.5 x 1.375 x 37.5 in



England Moments 5

Textured Paper | M5 - White Smooth + White Core Width: 4"
F1360 - Antique Silver & Black Cap Frame - Width: 0.75" | Wood Frame

D3104S62061-5182
19.5 x 1.375 x 22.5 in

D3104S62063-5182
23.5 x 1.375 x 27.5 in

D3104S62065-5182
27.5 x 1.375 x 32.5 in

D3104S62067-5182
31.5 x 1.375 x 37.5 in



England Moments 6

Textured Paper | M5 - White Smooth + White Core Width: 4"
F1360 - Antique Silver & Black Cap Frame - Width: 0.75" | Wood Frame

D3104S62061-5183
19.5 x 1.375 x 22.5 in

D3104S62063-5183
23.5 x 1.375 x 27.5 in

D3104S62065-5183
27.5 x 1.375 x 32.5 in

D3104S62067-5183
31.5 x 1.375 x 37.5 in



England Moments 7

Textured Paper | M5 - White Smooth + White Core Width: 4"
F1360 - Antique Silver & Black Cap Frame - Width: 0.75" | Wood Frame

D3104S62061-5184
19.5 x 1.375 x 22.5 in

D3104S62063-5184
23.5 x 1.375 x 27.5 in

D3104S62065-5184
27.5 x 1.375 x 32.5 in

D3104S62067-5184
31.5 x 1.375 x 37.5 in



England Moments 8

Textured Paper | M5 - White Smooth + White Core Width: 4"
F1360 - Antique Silver & Black Cap Frame - Width: 0.75" | Wood Frame

D3104S62061-5185
19.5 x 1.375 x 22.5 in

D3104S62063-5185
23.5 x 1.375 x 27.5 in

D3104S62065-5185
27.5 x 1.375 x 32.5 in

D3104S62067-5185
31.5 x 1.375 x 37.5 in



London Tourists 1

Textured Paper | M5 - White Smooth + White Core Width: 4"
F1360 - Antique Silver & Black Cap Frame - Width: 0.75" | Wood Frame

D3129S62566-5186
21.5 x 1.375 x 21.5 in

D3129S62567-5186
23.5 x 1.375 x 23.5 in

D3129S62568-5186
25.5 x 1.375 x 25.5 in

D3129S62569-5186
27.5 x 1.375 x 27.5 in



Among the Walls 1

Canvas | Hand Embellished Semi Gloss
F1328 - Warm Silver Floater Frame - Width: 0.375" | Plastic Frame

D3111S62212-5109
24.25 x 2 x 31.25 in

D3111S62213-5109
26.25 x 2 x 34.25 in

D3111S62214-5109
28.25 x 2 x 37.25 in

D3111S62216-5109
32.25 x 2 x 42.25 in

D3111S62218-5109
36.25 x 2 x 47.25 in

D3111S62220-5109
40.25 x 2 x 53.25 in



Among the Walls 2

Canvas | Hand Embellished Semi Gloss
F1328 - Warm Silver Floater Frame - Width: 0.375" | Plastic Frame

D3111S62212-5110
24.25 x 2 x 31.25 in

D3111S62213-5110
26.25 x 2 x 34.25 in

D3111S62214-5110
28.25 x 2 x 37.25 in

D3111S62216-5110
32.25 x 2 x 42.25 in

D3111S62218-5110
36.25 x 2 x 47.25 in

D3111S62220-5110
40.25 x 2 x 53.25 in



Another Chance 1

Canvas | Hand Embellished Semi Gloss
F1328 - Warm Silver Floater Frame - Width: 0.375" | Plastic Frame

D3113S62251-5163
24.25 x 2 x 38.25 in

D3113S62254-5163
30.25 x 2 x 48.25 in

D3113S62256-5163
34.25 x 2 x 54.25 in

D3113S62258-5163
38.25 x 2 x 61.25 in

D3113S62259-5163
40.25 x 2 x 64.25 in

D3113S62260-5163
42.25 x 2 x 67.25 in



Another Chance 2

Canvas | Hand Embellished Semi Gloss
F1328 - Warm Silver Floater Frame - Width: 0.375" | Plastic Frame

D3113S62251-5164
24.25 x 2 x 38.25 in

D3113S62254-5164
30.25 x 2 x 48.25 in

D3113S62256-5164
34.25 x 2 x 54.25 in

D3113S62258-5164
38.25 x 2 x 61.25 in

D3113S62259-5164
40.25 x 2 x 64.25 in

D3113S62260-5164
42.25 x 2 x 67.25 in



Another Chance 3

Canvas | Hand Embellished Semi Gloss
F1328 - Warm Silver Floater Frame - Width: 0.375" | Plastic Frame

D3113S62251-5165
24.25 x 2 x 38.25 in

D3113S62254-5165
30.25 x 2 x 48.25 in

D3113S62256-5165
34.25 x 2 x 54.25 in

D3113S62258-5165
38.25 x 2 x 61.25 in

D3113S62259-5165
40.25 x 2 x 64.25 in

D3113S62260-5165
42.25 x 2 x 67.25 in



Enhance 1

Canvas | Top Coat Matte
F1335 - Champagne Texture Floater Frame - Width: 0.375" | Plastic Frame

D3116S62312-5083
14.25 x 2 x 18.25 in

D3116S62314-5083
22.25 x 2 x 29.25 in

D3116S62315-5083
26.25 x 2 x 34.25 in

D3116S62318-5083
38.25 x 2 x 50.25 in

D3116S62319-5083
42.25 x 2 x 56.25 in

D3116S62320-5083
46.25 x 2 x 61.25 in



While She Waits 1

Canvas | Hand Embellished Semi Gloss
F1335 - Champagne Texture Floater Frame - Width: 0.375" | Plastic Frame

D3115S62292-5088
22.25 x 2 x 18.25 in

D3115S62295-5088
40.25 x 2 x 32.25 in

D3115S62297-5088
52.25 x 2 x 42.25 in

D3115S62300-5088
70.25 x 2 x 56.25 in



Kind Rumination 1

Canvas | Hand Embellished Semi Gloss
F1328 - Warm Silver Floater Frame - Width: 0.375" | Plastic Frame


- | | | |
|---|---|---|
| D3110S62192-5174
26.25 x 2 x 20.25 in | D3110S62195-5174
38.25 x 2 x 29.25 in | D3110S62199-5174
54.25 x 2 x 41.25 in |
| D3110S62193-5174
30.25 x 2 x 23.25 in | D3110S62197-5174
46.25 x 2 x 35.25 in | D3110S62200-5174
69.25 x 2 x 52.25 in |



Frozen Horizon 1

Canvas | Hand Embellished Semi Gloss
F1328 - Warm Silver Floater Frame - Width: 0.375" | Plastic Frame

- | | | |
|---|---|---|
| D3109S62172-5086
26.25 x 2 x 20.25 in | D3109S62175-5086
38.25 x 2 x 29.25 in | D3109S62179-5086
54.25 x 2 x 41.25 in |
| D3109S62173-5086
30.25 x 2 x 23.25 in | D3109S62177-5086
46.25 x 2 x 35.25 in | D3109S62180-5086
58.25 x 2 x 44.25 in |



Quiet Harmony 1

Canvas | Hand Embellished Semi Gloss
F1328 - Warm Silver Floater Frame - Width: 0.375" | Plastic Frame

D3114S62272-5166 24.25 x 2 x 31.25 in	D3114S62275-5166 30.25 x 2 x 39.25 in	D3114S62279-5166 38.25 x 2 x 50.25 in
D3114S62273-5166 26.25 x 2 x 34.25 in	D3114S62276-5166 32.25 x 2 x 42.25 in	D3114S62280-5166 40.25 x 2 x 53.25 in



Quiet Harmony 2

Canvas | Hand Embellished Semi Gloss
F1328 - Warm Silver Floater Frame - Width: 0.375" | Plastic Frame

D3114S62272-5167 24.25 x 2 x 31.25 in	D3114S62275-5167 30.25 x 2 x 39.25 in	D3114S62279-5167 38.25 x 2 x 50.25 in
D3114S62273-5167 26.25 x 2 x 34.25 in	D3114S62276-5167 32.25 x 2 x 42.25 in	D3114S62280-5167 40.25 x 2 x 53.25 in



Writing on the Wall 1

Canvas | Hand Embellished Semi Gloss
F1328 - Warm Silver Floater Frame - Width: 0.375" | Plastic Frame

- | | | |
|---|---|---|
| D3108S62152-5081
26.25 x 2 x 20.25 in | D3108S62155-5081
38.25 x 2 x 29.25 in | D3108S62159-5081
54.25 x 2 x 41.25 in |
| D3108S62153-5081
30.25 x 2 x 23.25 in | D3108S62157-5081
46.25 x 2 x 35.25 in | D3108S62160-5081
58.25 x 2 x 44.25 in |



Writing on the Wall 2

Canvas | Hand Embellished Semi Gloss
F1328 - Warm Silver Floater Frame - Width: 0.375" | Plastic Frame

- | | | |
|---|---|---|
| D3108S62152-5082
26.25 x 2 x 20.25 in | D3108S62155-5082
38.25 x 2 x 29.25 in | D3108S62159-5082
54.25 x 2 x 41.25 in |
| D3108S62153-5082
30.25 x 2 x 23.25 in | D3108S62157-5082
46.25 x 2 x 35.25 in | D3108S62160-5082
58.25 x 2 x 44.25 in |



A Garden Design 1

Textured Paper - Single Matboard | M5 - White Smooth + White Core Width: 1.5”
F344 - Silver Leaf Cap Frame - Width: 1”.125 | Wood Frame

D3085S61681-5153
24.25 x 1.125 x 35.25 in

D3085S61687-5153
36.25 x 1.125 x 54.25 in

D3085S61689-5153
40.25 x 1.125 x 60.25 in

D3085S61683-5153
28.25 x 1.125 x 41.25 in



A Garden Design 2

Textured Paper - Single Matboard | M5 - White Smooth + White Core Width: 1.5”
F344 - Silver Leaf Cap Frame - Width: 1”.125 | Wood Frame

D3085S61681-5154
24.25 x 1.125 x 35.25 in

D3085S61687-5154
36.25 x 1.125 x 54.25 in

D3085S61689-5154
40.25 x 1.125 x 60.25 in

D3085S61683-5154
28.25 x 1.125 x 41.25 in



A Garden Design 3


Textured Paper - Single Matboard | M5 - White Smooth + White Core Width: 1.5”
F344 - Silver Leaf Cap Frame - Width: 1”.125 | Wood Frame

D3085S61681-5155
24.25 x 1.125 x 35.25 in

D3085S61683-5155
28.25 x 1.125 x 41.25 in

D3085S61687-5155
36.25 x 1.125 x 54.25 in

D3085S61689-5155
40.25 x 1.125 x 60.25 in



A Garden Design 4

Textured Paper - Single Matboard | M5 - White Smooth + White Core Width: 1.5”
F344 - Silver Leaf Cap Frame - Width: 1”.125 | Wood Frame

D3085S61681-5156
24.25 x 1.125 x 35.25 in

D3085S61683-5156
28.25 x 1.125 x 41.25 in

D3085S61687-5156
36.25 x 1.125 x 54.25 in

D3085S61689-5156
40.25 x 1.125 x 60.25 in



A Garden Design 5

Textured Paper - Single Matboard | M5 - White Smooth + White Core Width: 1.5”
F344 - Silver Leaf Cap Frame - Width: 1”.125 | Wood Frame

D3085S61681-5157
24.25 x 1.125 x 35.25 in

D3085S61687-5157
36.25 x 1.125 x 54.25 in

D3085S61689-5157
40.25 x 1.125 x 60.25 in

D3085S61683-5157
28.25 x 1.125 x 41.25 in



A Garden Design 6

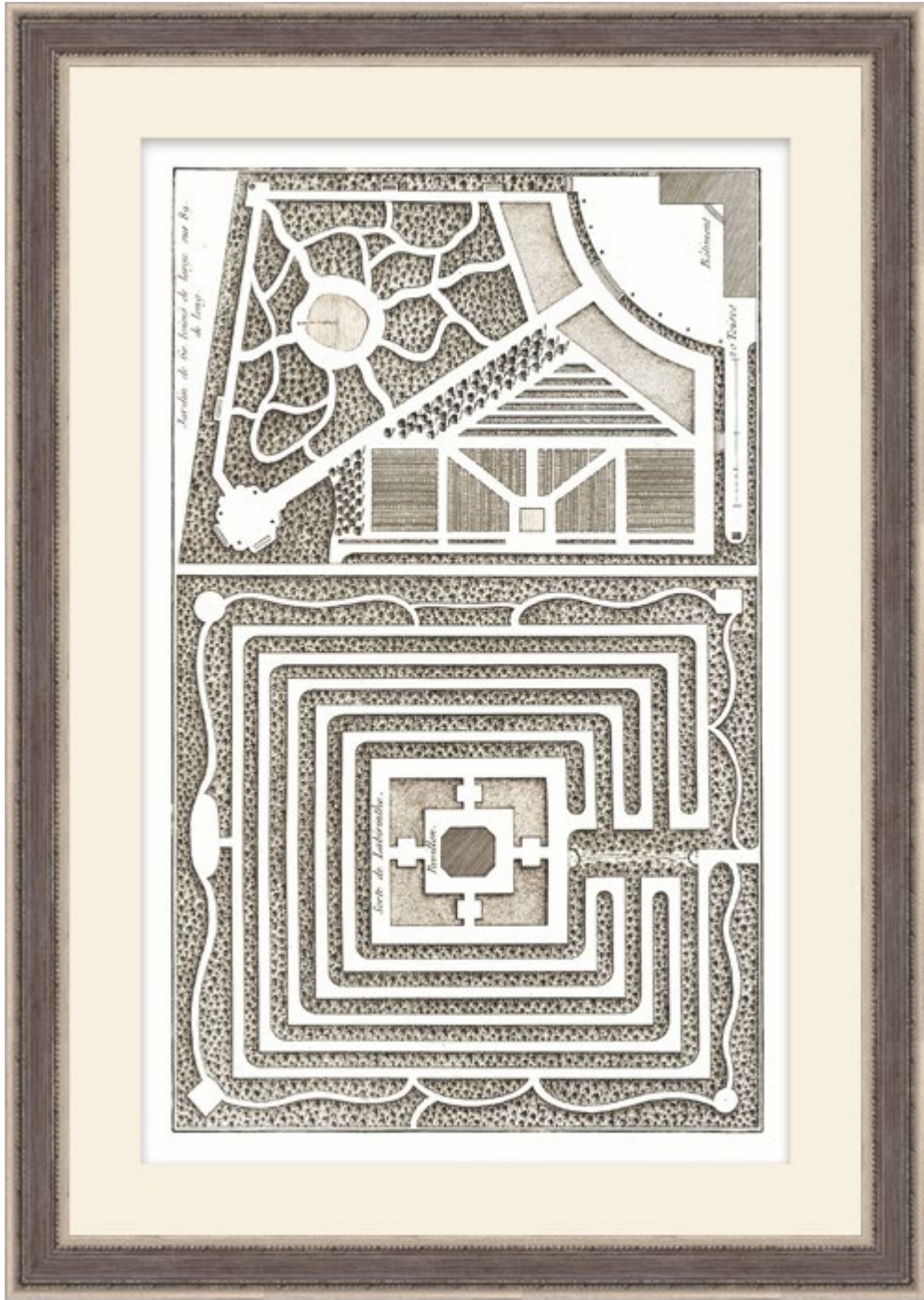
Textured Paper - Single Matboard | M5 - White Smooth + White Core Width: 1.5”
F344 - Silver Leaf Cap Frame - Width: 1”.125 | Wood Frame

D3085S61681-5158
24.25 x 1.125 x 35.25 in

D3085S61687-5158
36.25 x 1.125 x 54.25 in

D3085S61689-5158
40.25 x 1.125 x 60.25 in

D3085S61683-5158
28.25 x 1.125 x 41.25 in



A Garden Design 7

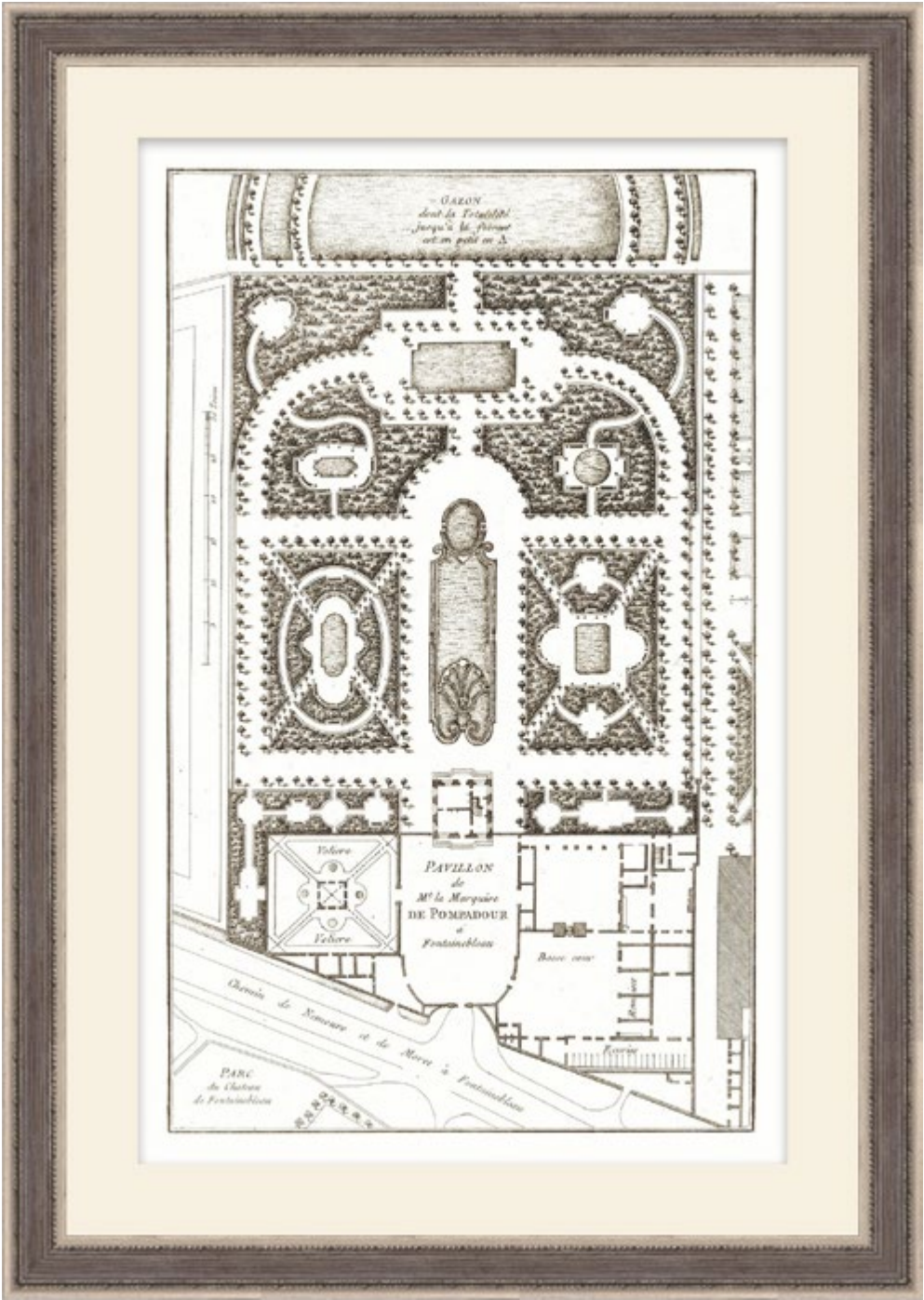
Textured Paper - Single Matboard | M5 - White Smooth + White Core Width: 1.5”
F344 - Silver Leaf Cap Frame - Width: 1”.125 | Wood Frame

D3085S61681-5159
24.25 x 1.125 x 35.25 in

D3085S61687-5159
36.25 x 1.125 x 54.25 in

D3085S61689-5159
40.25 x 1.125 x 60.25 in

D3085S61683-5159
28.25 x 1.125 x 41.25 in



A Garden Design 8

Textured Paper - Single Matboard | M5 - White Smooth + White Core Width: 1.5”
F344 - Silver Leaf Cap Frame - Width: 1”.125 | Wood Frame

D3085S61681-5160
24.25 x 1.125 x 35.25 in

D3085S61687-5160
36.25 x 1.125 x 54.25 in

D3085S61689-5160
40.25 x 1.125 x 60.25 in

D3085S61683-5160
28.25 x 1.125 x 41.25 in



Swift 1

Canvas | Hand Embellished Semi Gloss
F1339 - Silver Foil Floater Frame - Width: 0.375" | Wood Frame

D3117S62332-5084
14.25 x 2 x 11.25 in

D3117S62334-5084
22.25 x 2 x 17.25 in

D3117S62335-5084
26.25 x 2 x 20.25 in

D3117S62337-5084
34.25 x 2 x 26.25 in

D3117S62338-5084
38.25 x 2 x 29.25 in

D3117S62339-5084
42.25 x 2 x 32.25 in



Going to Dreams 1


Textured Paper - Single Matboard | M4 - Warm White Smooth + White Core Width: 1.5"
F344 - Silver Leaf Cap Frame - Width: 1".125 | Wood Frame

D3086S61701-5095
26.25 x 1.125 x 20.25 in

D3086S61703-5095
30.25 x 1.125 x 22.25 in

D3086S61705-5095
34.25 x 1.125 x 25.25 in

D3086S61707-5095
38.25 x 1.125 x 28.25 in



Revive 1


Textured Paper - Single Matboard | M5 - White Smooth + White Core Width: 3”
F992 - Black Cap Frame - Width: 0.875” | Plastic Frame

D3078S61543-5019
25.75 x 1.25 x 31.75 in

D3078S61548-5019
35.75 x 1.25 x 44.75 in

D3078S61550-5019
39.75 x 1.25 x 50.75 in

D3078S61545-5019
29.75 x 1.25 x 36.75 in



Revive 2

Textured Paper - Single Matboard | M5 - White Smooth + White Core Width: 3”
F992 - Black Cap Frame - Width: 0.875” | Plastic Frame

D3078S61543-5020
25.75 x 1.25 x 31.75 in

D3078S61548-5020
35.75 x 1.25 x 44.75 in

D3078S61550-5020
39.75 x 1.25 x 50.75 in

D3078S61545-5020
29.75 x 1.25 x 36.75 in



Revive 3

Textured Paper - Single Matboard | M5 - White Smooth + White Core Width: 3”
F992 - Black Cap Frame - Width: 0.875” | Plastic Frame

D3078S61543-5021
25.75 x 1.25 x 31.75 in

D3078S61548-5021
35.75 x 1.25 x 44.75 in

D3078S61550-5021
39.75 x 1.25 x 50.75 in

D3078S61545-5021
29.75 x 1.25 x 36.75 in



Revive 4

Textured Paper - Single Matboard | M5 - White Smooth + White Core Width: 3”
F992 - Black Cap Frame - Width: 0.875” | Plastic Frame

D3078S61543-5022
25.75 x 1.25 x 31.75 in

D3078S61548-5022
35.75 x 1.25 x 44.75 in

D3078S61550-5022
39.75 x 1.25 x 50.75 in

D3078S61545-5022
29.75 x 1.25 x 36.75 in



Revive 5

Textured Paper - Single Matboard | M5 - White Smooth + White Core Width: 3”
F992 - Black Cap Frame - Width: 0.875” | Plastic Frame

D3078S61543-5023
25.75 x 1.25 x 31.75 in

D3078S61548-5023
35.75 x 1.25 x 44.75 in

D3078S61550-5023
39.75 x 1.25 x 50.75 in

D3078S61545-5023
29.75 x 1.25 x 36.75 in



Revive 6

Textured Paper - Single Matboard | M5 - White Smooth + White Core Width: 3”
F992 - Black Cap Frame - Width: 0.875” | Plastic Frame

D3078S61543-5024
25.75 x 1.25 x 31.75 in

D3078S61548-5024
35.75 x 1.25 x 44.75 in

D3078S61550-5024
39.75 x 1.25 x 50.75 in

D3078S61545-5024
29.75 x 1.25 x 36.75 in



Revive 7

Textured Paper - Single Matboard | M5 - White Smooth + White Core Width: 3"
F992 - Black Cap Frame - Width: 0.875" | Plastic Frame

D3078S61543-5025
25.75 x 1.25 x 31.75 in

D3078S61548-5025
35.75 x 1.25 x 44.75 in

D3078S61550-5025
39.75 x 1.25 x 50.75 in

D3078S61545-5025
29.75 x 1.25 x 36.75 in



Revive 8

Textured Paper - Single Matboard | M5 - White Smooth + White Core Width: 3"
F992 - Black Cap Frame - Width: 0.875" | Plastic Frame

D3078S61543-5026
25.75 x 1.25 x 31.75 in

D3078S61548-5026
35.75 x 1.25 x 44.75 in

D3078S61550-5026
39.75 x 1.25 x 50.75 in

D3078S61545-5026
29.75 x 1.25 x 36.75 in



Lucent Botanicals 1

Textured Paper - Single Matboard | M5 - White Smooth + White Core Width: 6"
F1344 - Matte Black Cap Frame - Width: 0.75" | Wood Frame

D3083S61641-5059
25.5 x 1.25 x 28.5 in

D3083S61644-5059
31.5 x 1.25 x 36.5 in

D3083S61646-5059
35.5 x 1.25 x 41.5 in

D3083S61648-5059
39.5 x 1.25 x 46.5 in



Lucent Botanicals 2

Textured Paper - Single Matboard | M5 - White Smooth + White Core Width: 6"
F1344 - Matte Black Cap Frame - Width: 0.75" | Wood Frame

D3083S61641-5060
25.5 x 1.25 x 28.5 in

D3083S61644-5060
31.5 x 1.25 x 36.5 in

D3083S61646-5060
35.5 x 1.25 x 41.5 in

D3083S61648-5060
39.5 x 1.25 x 46.5 in



Lucent Botanicals 3


Textured Paper - Single Matboard | M5 - White Smooth + White Core Width: 6"
F1344 - Matte Black Cap Frame - Width: 0.75" | Wood Frame

D3083S61641-5061
25.5 x 1.25 x 28.5 in

D3083S61644-5061
31.5 x 1.25 x 36.5 in

D3083S61646-5061
35.5 x 1.25 x 41.5 in

D3083S61648-5061
39.5 x 1.25 x 46.5 in



Lucent Botanicals 4

Textured Paper - Single Matboard | M5 - White Smooth + White Core Width: 6"
F1344 - Matte Black Cap Frame - Width: 0.75" | Wood Frame

D3083S61641-5062
25.5 x 1.25 x 28.5 in

D3083S61644-5062
31.5 x 1.25 x 36.5 in

D3083S61646-5062
35.5 x 1.25 x 41.5 in

D3083S61648-5062
39.5 x 1.25 x 46.5 in



Lucent Botanicals 5


Textured Paper - Single Matboard | M5 - White Smooth + White Core Width: 6”
F1344 - Matte Black Cap Frame - Width: 0.75” | Wood Frame

D3083S61641-5063
25.5 x 1.25 x 28.5 in

D3083S61644-5063
31.5 x 1.25 x 36.5 in

D3083S61646-5063
35.5 x 1.25 x 41.5 in

D3083S61648-5063
39.5 x 1.25 x 46.5 in



Lucent Botanicals 6


Textured Paper - Single Matboard | M5 - White Smooth + White Core Width: 6”
F1344 - Matte Black Cap Frame - Width: 0.75” | Wood Frame

D3083S61641-5064
25.5 x 1.25 x 28.5 in

D3083S61644-5064
31.5 x 1.25 x 36.5 in

D3083S61646-5064
35.5 x 1.25 x 41.5 in

D3083S61648-5064
39.5 x 1.25 x 46.5 in



Lucent Botanicals 7

Textured Paper - Single Matboard | M5 - White Smooth + White Core Width: 6"
F1344 - Matte Black Cap Frame - Width: 0.75" | Wood Frame

D3083S61641-5065
25.5 x 1.25 x 28.5 in

D3083S61644-5065
31.5 x 1.25 x 36.5 in

D3083S61646-5065
35.5 x 1.25 x 41.5 in

D3083S61648-5065
39.5 x 1.25 x 46.5 in



Lucent Botanicals 8

Textured Paper - Single Matboard | M5 - White Smooth + White Core Width: 6"
F1344 - Matte Black Cap Frame - Width: 0.75" | Wood Frame

D3083S61641-5066
25.5 x 1.25 x 28.5 in

D3083S61644-5066
31.5 x 1.25 x 36.5 in

D3083S61646-5066
35.5 x 1.25 x 41.5 in

D3083S61648-5066
39.5 x 1.25 x 46.5 in



Snow Out 1

Canvas | Hand Embellished Semi Gloss | F475 - Black Floater Frame - Width: 0.375" | Wood Frame

D3106S62111-5089 36.25 x 1.875 x 24.25 in	D3106S62113-5089 44.25 x 1.875 x 30.25 in	D3106S62118-5089 64.25 x 1.875 x 43.25 in
D3106S62112-5089 40.25 x 1.875 x 27.25 in	D3106S62117-5089 60.25 x 1.875 x 40.25 in	D3106S62119-5089 68.25 x 1.875 x 46.25 in



Study of Space 1

Textured Paper - Single Matboard | M4 - Warm White Smooth + White Core Width: 1.5"
F1326 - Antique Silver Cap Frame - Width: 2 | Wood Frame

D3098S61943-5093 20 x 0.65 x 22 in	D3098S61947-5093 28 x 0.65 x 32 in	D3098S61949-5093 32 x 0.65 x 37 in
D3098S61945-5093 24 x 0.65 x 27 in		



Collecting Thoughts 1

Textured Paper - Single Matboard | M4 - Warm White Smooth + White Core Width: 1.5”
F1326 - Antique Silver Cap Frame - Width: 2 | Wood Frame

D3099S61961-5094
22 x 0.65 x 29 in

D3099S61964-5094
25 x 0.65 x 33 in

D3099S61968-5094
29 x 0.65 x 39 in

D3099S61970-5094
31 x 0.65 x 42 in



Timeline 1

Textured Paper - Single Matboard | M7 - Cream Belgique + Antwerpen Width: 6”
F1326 - Antique Silver Cap Frame - Width: 2 | Wood Frame

D3097S61922-5091
26 x 0.65 x 26 in

D3097S61924-5091
30 x 0.65 x 30 in

D3097S61926-5091
34 x 0.65 x 34 in

D3097S61930-5091
42 x 0.65 x 42 in



Ethereal 1

Textured Paper - Single Matboard | M5 - White Smooth + White Core Width: 1”
F1344 - Matte Black Cap Frame - Width: 0.75” | Wood Frame

D3100S61983-5105
19.5 x 1.25 x 27.5 in

D3100S61985-5105
23.5 x 1.25 x 33.5 in

D3100S61987-5105
27.5 x 1.25 x 39.5 in



Ethereal 2

Textured Paper - Single Matboard | M5 - White Smooth + White Core Width: 1”
F1344 - Matte Black Cap Frame - Width: 0.75” | Wood Frame

D3100S61983-5106
19.5 x 1.25 x 27.5 in

D3100S61985-5106
23.5 x 1.25 x 33.5 in

D3100S61987-5106
27.5 x 1.25 x 39.5 in



Architecture Plates 1

Textured Paper - Single Matboard | M5 - White Smooth + White Core Width: 1"
F1322 - Black Cap Frame - Width: 1.625" | Wood Frame

D3093S61842-5117
26.25 x 0.813 x 21.25 in

D3093S61846-5117
34.25 x 0.813 x 27.25 in

D3093S61850-5117
42.25 x 0.813 x 33.25 in

D3093S61844-5117
30.25 x 0.813 x 24.25 in

D3093S61848-5117
38.25 x 0.813 x 30.25 in



Architecture Plates 2

Textured Paper - Single Matboard | M5 - White Smooth + White Core Width: 1"
F1322 - Black Cap Frame - Width: 1.625" | Wood Frame

D3093S61842-5119
26.25 x 0.813 x 21.25 in

D3093S61846-5119
34.25 x 0.813 x 27.25 in

D3093S61850-5119
42.25 x 0.813 x 33.25 in

D3093S61844-5119
30.25 x 0.813 x 24.25 in

D3093S61848-5119
38.25 x 0.813 x 30.25 in



Architecture Plates 3


Textured Paper - Single Matboard | M5 - White Smooth + White Core Width: 1"
F1322 - Black Cap Frame - Width: 1.625" | Wood Frame

D3093S61842-5121 26.25 x 0.813 x 21.25 in	D3093S61846-5121 34.25 x 0.813 x 27.25 in	D3093S61850-5121 42.25 x 0.813 x 33.25 in
D3093S61844-5121 30.25 x 0.813 x 24.25 in	D3093S61848-5121 38.25 x 0.813 x 30.25 in	

Architecture Plates 4

Textured Paper - Single Matboard | M5 - White Smooth + White Core Width: 1"
F1322 - Black Cap Frame - Width: 1.625" | Wood Frame

D3093S61842-5124 26.25 x 0.813 x 21.25 in	D3093S61846-5124 34.25 x 0.813 x 27.25 in	D3093S61850-5124 42.25 x 0.813 x 33.25 in
D3093S61844-5124 30.25 x 0.813 x 24.25 in	D3093S61848-5124 38.25 x 0.813 x 30.25 in	



Architecture Plate Columns 1

Textured Paper - Single Matboard | M5 - White Smooth + White Core Width: 1"
F1322 - Black Cap Frame - Width: 1.625" | Wood Frame

D3094S61862-5118
24.25 x 0.813 x 30.25 in

D3094S61866-5118
28.25 x 0.813 x 36.25 in

D3094S61870-5118
32.25 x 0.813 x 41.25 in

D3094S61864-5118
26.25 x 0.813 x 33.25 in

D3094S61868-5118
30.25 x 0.813 x 38.25 in



Architecture Plate Columns 2

Textured Paper - Single Matboard | M5 - White Smooth + White Core Width: 1"
F1322 - Black Cap Frame - Width: 1.625" | Wood Frame


D3094S61862-5120
24.25 x 0.813 x 30.25 in

D3094S61866-5120
28.25 x 0.813 x 36.25 in

D3094S61870-5120
32.25 x 0.813 x 41.25 in

D3094S61864-5120
26.25 x 0.813 x 33.25 in

D3094S61868-5120
30.25 x 0.813 x 38.25 in



Architecture Plate Columns 3

Textured Paper - Single Matboard | M5 - White Smooth + White Core Width: 1"
F1322 - Black Cap Frame - Width: 1.625" | Wood Frame

D3094S61862-5122
24.25 x 0.813 x 30.25 in

D3094S61866-5122
28.25 x 0.813 x 36.25 in

D3094S61870-5122
32.25 x 0.813 x 41.25 in

D3094S61864-5122
26.25 x 0.813 x 33.25 in

D3094S61868-5122
30.25 x 0.813 x 38.25 in



Architecture Plate Columns 4

Textured Paper - Single Matboard | M5 - White Smooth + White Core Width: 1"
F1322 - Black Cap Frame - Width: 1.625" | Wood Frame

D3094S61862-5123
24.25 x 0.813 x 30.25 in

D3094S61866-5123
28.25 x 0.813 x 36.25 in

D3094S61870-5123
32.25 x 0.813 x 41.25 in

D3094S61864-5123
26.25 x 0.813 x 33.25 in

D3094S61868-5123
30.25 x 0.813 x 38.25 in



Sheer Shadows 1

Textured Paper - Single Matboard | M5 - White Smooth + White Core Width: 2”
F670 - Black Cap Frame - Width: 0.875” | Wood Frame

D3090S61781-5198
31.75 x 1.25 x 18.75 in

D3090S61785-5198
35.75 x 1.25 x 20.75 in

D3090S61789-5198
39.75 x 1.25 x 22.75 in

D3090S61783-5198
33.75 x 1.25 x 19.75 in

D3090S61787-5198
37.75 x 1.25 x 21.75 in



Breezy 1

Textured Paper - Single Matboard | M5 - White Smooth + White Core Width: 2”
F670 - Black Cap Frame - Width: 0.875” | Wood Frame

D3089S61761-5197
23.75 x 1.25 x 23.75 in

D3089S61765-5197
27.75 x 1.25 x 27.75 in

D3089S61769-5197
31.75 x 1.25 x 31.75 in

D3089S61763-5197
25.75 x 1.25 x 25.75 in

D3089S61767-5197
29.75 x 1.25 x 29.75 in



Musing 1

Textured Paper - Single Matboard | M5 - White Smooth + White Core Width: 2”
F670 - Black Cap Frame - Width: 0.875” | Wood Frame

D3087S61722-5187
28.75 x 1.25 x 20.75 in

D3087S61726-5187
36.75 x 1.25 x 26.75 in

D3087S61728-5187
40.75 x 1.25 x 28.75 in

D3087S61724-5187
32.75 x 1.25 x 23.75 in



Musing 2

Textured Paper - Single Matboard | M5 - White Smooth + White Core Width: 2”
F670 - Black Cap Frame - Width: 0.875” | Wood Frame

D3087S61722-5188
28.75 x 1.25 x 20.75 in

D3087S61726-5188
36.75 x 1.25 x 26.75 in

D3087S61728-5188
40.75 x 1.25 x 28.75 in

D3087S61724-5188
32.75 x 1.25 x 23.75 in



Musing 3

Textured Paper - Single Matboard | M5 - White Smooth + White Core Width: 2”
F670 - Black Cap Frame - Width: 0.875” | Wood Frame

D3087S61722-5189
28.75 x 1.25 x 20.75 in

D3087S61726-5189
36.75 x 1.25 x 26.75 in

D3087S61728-5189
40.75 x 1.25 x 28.75 in

D3087S61724-5189
32.75 x 1.25 x 23.75 in



Musing 4

Textured Paper - Single Matboard | M5 - White Smooth + White Core Width: 2”
F670 - Black Cap Frame - Width: 0.875” | Wood Frame

D3087S61722-5190
28.75 x 1.25 x 20.75 in

D3087S61726-5190
36.75 x 1.25 x 26.75 in

D3087S61728-5190
40.75 x 1.25 x 28.75 in

D3087S61724-5190
32.75 x 1.25 x 23.75 in



Musing 5

Textured Paper - Single Matboard | M5 - White Smooth + White Core Width: 2”
F670 - Black Cap Frame - Width: 0.875” | Wood Frame

D3087S61722-5191
28.75 x 1.25 x 20.75 in

D3087S61724-5191
32.75 x 1.25 x 23.75 in

D3087S61726-5191
36.75 x 1.25 x 26.75 in

D3087S61728-5191
40.75 x 1.25 x 28.75 in



Musing 6

Textured Paper - Single Matboard | M5 - White Smooth + White Core Width: 2”
F670 - Black Cap Frame - Width: 0.875” | Wood Frame

D3087S61722-5192
28.75 x 1.25 x 20.75 in

D3087S61724-5192
32.75 x 1.25 x 23.75 in

D3087S61726-5192
36.75 x 1.25 x 26.75 in

D3087S61728-5192
40.75 x 1.25 x 28.75 in



Musing 7

Textured Paper - Single Matboard | M5 - White Smooth + White Core Width: 2”
F670 - Black Cap Frame - Width: 0.875” | Wood Frame

D3087S61722-5193
28.75 x 1.25 x 20.75 in

D3087S61726-5193
36.75 x 1.25 x 26.75 in

D3087S61728-5193
40.75 x 1.25 x 28.75 in

D3087S61724-5193
32.75 x 1.25 x 23.75 in



Musing 8


Textured Paper - Single Matboard | M5 - White Smooth + White Core Width: 2”
F670 - Black Cap Frame - Width: 0.875” | Wood Frame

D3087S61722-5194
28.75 x 1.25 x 20.75 in

D3087S61726-5194
36.75 x 1.25 x 26.75 in

D3087S61728-5194
40.75 x 1.25 x 28.75 in

D3087S61724-5194
32.75 x 1.25 x 23.75 in



Marvelous 1

Textured Paper - Single Matboard | M5 - White Smooth + White Core Width: 2”
F670 - Black Cap Frame - Width: 0.875” | Wood Frame

D3088S61741-5195
26.75 x 1.25 x 37.75 in

D3088S61746-5195
36.75 x 1.25 x 52.75 in

D3088S61748-5195
40.75 x 1.25 x 58.75 in

D3088S61742-5195
28.75 x 1.25 x 40.75 in



Marvelous 2

Textured Paper - Single Matboard | M5 - White Smooth + White Core Width: 2”
F670 - Black Cap Frame - Width: 0.875” | Wood Frame

D3088S61741-5196
26.75 x 1.25 x 37.75 in

D3088S61746-5196
36.75 x 1.25 x 52.75 in

D3088S61748-5196
40.75 x 1.25 x 58.75 in

D3088S61742-5196
28.75 x 1.25 x 40.75 in



Relief 1

Textured Paper - Floated Deckled | M4 - Warm White Smooth + White Core Width: 3”
F992 - Black Cap Frame - Width: 0.875” | Plastic Frame

D3077S61521-5013
23.75 x 1.25 x 28.75 in

D3077S61525-5013
27.75 x 1.25 x 33.75 in

D3077S61529-5013
31.75 x 1.25 x 39.75 in

D3077S61523-5013
25.75 x 1.25 x 31.75 in

D3077S61527-5013
29.75 x 1.25 x 36.75 in



Relief 2

Textured Paper - Floated Deckled | M4 - Warm White Smooth + White Core Width: 3”
F992 - Black Cap Frame - Width: 0.875” | Plastic Frame

D3077S61521-5014
23.75 x 1.25 x 28.75 in

D3077S61525-5014
27.75 x 1.25 x 33.75 in

D3077S61529-5014
31.75 x 1.25 x 39.75 in

D3077S61523-5014
25.75 x 1.25 x 31.75 in

D3077S61527-5014
29.75 x 1.25 x 36.75 in



Relief 3

Textured Paper - Floated Deckled | M4 - Warm White Smooth + White Core Width: 3”
F992 - Black Cap Frame - Width: 0.875” | Plastic Frame

- D3077S61521-5015
23.75 x 1.25 x 28.75 in

D3077S61523-5015
25.75 x 1.25 x 31.75 in
- D3077S61525-5015
27.75 x 1.25 x 33.75 in

D3077S61527-5015
29.75 x 1.25 x 36.75 in
- D3077S61529-5015
31.75 x 1.25 x 39.75 in




Relief 4

Textured Paper - Floated Deckled | M4 - Warm White Smooth + White Core Width: 3”
F992 - Black Cap Frame - Width: 0.875” | Plastic Frame

- D3077S61521-5016
23.75 x 1.25 x 28.75 in

D3077S61523-5016
25.75 x 1.25 x 31.75 in
- D3077S61525-5016
27.75 x 1.25 x 33.75 in

D3077S61527-5016
29.75 x 1.25 x 36.75 in
- D3077S61529-5016
31.75 x 1.25 x 39.75 in



Relief 5

Textured Paper - Floated Deckled | M4 - Warm White Smooth + White Core Width: 3"
F992 - Black Cap Frame - Width: 0.875" | Plastic Frame

D3077S61521-5017
23.75 x 1.25 x 28.75 in

D3077S61525-5017
27.75 x 1.25 x 33.75 in

D3077S61529-5017
31.75 x 1.25 x 39.75 in

D3077S61523-5017
25.75 x 1.25 x 31.75 in

D3077S61527-5017
29.75 x 1.25 x 36.75 in



Relief 6

Textured Paper - Floated Deckled | M4 - Warm White Smooth + White Core Width: 3"
F992 - Black Cap Frame - Width: 0.875" | Plastic Frame

D3077S61521-5018
23.75 x 1.25 x 28.75 in

D3077S61525-5018
27.75 x 1.25 x 33.75 in

D3077S61529-5018
31.75 x 1.25 x 39.75 in

D3077S61523-5018
25.75 x 1.25 x 31.75 in

D3077S61527-5018
29.75 x 1.25 x 36.75 in



Snowscape 1

Textured Paper - Museum Matboard | M5 - White Smooth + White Core Width: 3”
F1344 - Matte Black Cap Frame - Width: 0.75” | Wood Frame

D3126S62502-5135
27.5 x 1.25 x 33.5 in

D3126S62506-5135
31.5 x 1.25 x 37.5 in

D3126S62510-5135
35.5 x 1.25 x 41.5 in



Snowscape 2

Textured Paper - Museum Matboard | M5 - White Smooth + White Core Width: 3”
F1344 - Matte Black Cap Frame - Width: 0.75” | Wood Frame

D3126S62502-5136
27.5 x 1.25 x 33.5 in

D3126S62506-5136
31.5 x 1.25 x 37.5 in

D3126S62510-5136
35.5 x 1.25 x 41.5 in



Snowscape 3

Textured Paper - Museum Matboard | M5 - White Smooth + White Core Width: 3"
F1344 - Matte Black Cap Frame - Width: 0.75" | Wood Frame

D3126S62502-5137
27.5 x 1.25 x 33.5 in

D3126S62506-5137
31.5 x 1.25 x 37.5 in

D3126S62510-5137
35.5 x 1.25 x 41.5 in



Snowscape 4

Textured Paper - Museum Matboard | M5 - White Smooth + White Core Width: 3"
F1344 - Matte Black Cap Frame - Width: 0.75" | Wood Frame

D3126S62502-5138
27.5 x 1.25 x 33.5 in

D3126S62506-5138
31.5 x 1.25 x 37.5 in

D3126S62510-5138
35.5 x 1.25 x 41.5 in




Snowscape 5

Textured Paper - Museum Matboard | M5 - White Smooth + White Core Width: 3"
F1344 - Matte Black Cap Frame - Width: 0.75" | Wood Frame

D3126S62502-5139
27.5 x 1.25 x 33.5 in

D3126S62506-5139
31.5 x 1.25 x 37.5 in

D3126S62510-5139
35.5 x 1.25 x 41.5 in



Snowscape 6

Textured Paper - Museum Matboard | M5 - White Smooth + White Core Width: 3"
F1344 - Matte Black Cap Frame - Width: 0.75" | Wood Frame

D3126S62502-5140
27.5 x 1.25 x 33.5 in

D3126S62506-5140
31.5 x 1.25 x 37.5 in

D3126S62510-5140
35.5 x 1.25 x 41.5 in




Snowscape 7

Textured Paper - Museum Matboard | M5 - White Smooth + White Core Width: 3"
F1344 - Matte Black Cap Frame - Width: 0.75" | Wood Frame

D3126S62502-5141
27.5 x 1.25 x 33.5 in

D3126S62506-5141
31.5 x 1.25 x 37.5 in

D3126S62510-5141
35.5 x 1.25 x 41.5 in



Snowscape 8

Textured Paper - Museum Matboard | M5 - White Smooth + White Core Width: 3"
F1344 - Matte Black Cap Frame - Width: 0.75" | Wood Frame

D3126S62502-5142
27.5 x 1.25 x 33.5 in

D3126S62506-5142
31.5 x 1.25 x 37.5 in

D3126S62510-5142
35.5 x 1.25 x 41.5 in



Into Moss 1

Canvas | Hand Embellished Semi Gloss | F475 - Black Floater Frame - Width: 0.375" | Wood Frame

D3076S61513-5067 24.25 x 1.875 x 24.25 in	D3076S61515-5067 32.25 x 1.875 x 32.25 in	D3076S61518-5067 44.25 x 1.875 x 44.25 in
D3076S61514-5067 28.25 x 1.875 x 28.25 in	D3076S61517-5067 40.25 x 1.875 x 40.25 in	D3076S61519-5067 48.25 x 1.875 x 48.25 in



Into Moss 2

Canvas | Hand Embellished Semi Gloss | F475 - Black Floater Frame - Width: 0.375" | Wood Frame

D3076S61513-5068 24.25 x 1.875 x 24.25 in	D3076S61515-5068 32.25 x 1.875 x 32.25 in	D3076S61518-5068 44.25 x 1.875 x 44.25 in
D3076S61514-5068 28.25 x 1.875 x 28.25 in	D3076S61517-5068 40.25 x 1.875 x 40.25 in	D3076S61519-5068 48.25 x 1.875 x 48.25 in



Into Moss 3

Canvas | Hand Embellished Semi Gloss | F475 - Black Floater Frame - Width: 0.375" | Wood Frame

D3076S61513-5069 24.25 x 1.875 x 24.25 in	D3076S61515-5069 32.25 x 1.875 x 32.25 in	D3076S61518-5069 44.25 x 1.875 x 44.25 in
D3076S61514-5069 28.25 x 1.875 x 28.25 in	D3076S61517-5069 40.25 x 1.875 x 40.25 in	D3076S61519-5069 48.25 x 1.875 x 48.25 in



Into Moss 4

Canvas | Hand Embellished Semi Gloss | F475 - Black Floater Frame - Width: 0.375" | Wood Frame

D3076S61513-5070 24.25 x 1.875 x 24.25 in	D3076S61515-5070 32.25 x 1.875 x 32.25 in	D3076S61518-5070 44.25 x 1.875 x 44.25 in
D3076S61514-5070 28.25 x 1.875 x 28.25 in	D3076S61517-5070 40.25 x 1.875 x 40.25 in	D3076S61519-5070 48.25 x 1.875 x 48.25 in



Into Moss 5

Canvas | Hand Embellished Semi Gloss | F475 - Black Floater Frame - Width: 0.375" | Wood Frame

D3076S61513-5071 24.25 x 1.875 x 24.25 in	D3076S61515-5071 32.25 x 1.875 x 32.25 in	D3076S61518-5071 44.25 x 1.875 x 44.25 in
D3076S61514-5071 28.25 x 1.875 x 28.25 in	D3076S61517-5071 40.25 x 1.875 x 40.25 in	D3076S61519-5071 48.25 x 1.875 x 48.25 in



Into Moss 6

Canvas | Hand Embellished Semi Gloss | F475 - Black Floater Frame - Width: 0.375" | Wood Frame

D3076S61513-5072 24.25 x 1.875 x 24.25 in	D3076S61515-5072 32.25 x 1.875 x 32.25 in	D3076S61518-5072 44.25 x 1.875 x 44.25 in
D3076S61514-5072 28.25 x 1.875 x 28.25 in	D3076S61517-5072 40.25 x 1.875 x 40.25 in	D3076S61519-5072 48.25 x 1.875 x 48.25 in



Into Moss 7

Canvas | Hand Embellished Semi Gloss | F475 - Black Floater Frame - Width: 0.375" | Wood Frame

D3076S61513-5073 24.25 x 1.875 x 24.25 in	D3076S61515-5073 32.25 x 1.875 x 32.25 in	D3076S61518-5073 44.25 x 1.875 x 44.25 in
D3076S61514-5073 28.25 x 1.875 x 28.25 in	D3076S61517-5073 40.25 x 1.875 x 40.25 in	D3076S61519-5073 48.25 x 1.875 x 48.25 in



Into Moss 8

Canvas | Hand Embellished Semi Gloss | F475 - Black Floater Frame - Width: 0.375" | Wood Frame

D3076S61513-5074 24.25 x 1.875 x 24.25 in	D3076S61515-5074 32.25 x 1.875 x 32.25 in	D3076S61518-5074 44.25 x 1.875 x 44.25 in
D3076S61514-5074 28.25 x 1.875 x 28.25 in	D3076S61517-5074 40.25 x 1.875 x 40.25 in	D3076S61519-5074 48.25 x 1.875 x 48.25 in



Verdant Wash 1

Textured Paper - Single Matboard | M5 - White Smooth + White Core Width: 1”
F1322 - Black Cap Frame - Width: 1.625” | Wood Frame

- D3096S61902-5097**
26.25 x 0.813 x 26.25 in
- D3096S61906-5097**
34.25 x 0.813 x 34.25 in
- D3096S61910-5097**
42.25 x 0.813 x 42.25 in
- D3096S61904-5097**
30.25 x 0.813 x 30.25 in



Verdant Wash 2

Textured Paper - Single Matboard | M5 - White Smooth + White Core Width: 1”
F1322 - Black Cap Frame - Width: 1.625” | Wood Frame

- D3096S61902-5098**
26.25 x 0.813 x 26.25 in
- D3096S61906-5098**
34.25 x 0.813 x 34.25 in
- D3096S61910-5098**
42.25 x 0.813 x 42.25 in
- D3096S61904-5098**
30.25 x 0.813 x 30.25 in



Verdant Wash 3

Textured Paper - Single Matboard | M5 - White Smooth + White Core Width: 1”
F1322 - Black Cap Frame - Width: 1.625” | Wood Frame

D3096S61902-5099
26.25 x 0.813 x 26.25 in

D3096S61906-5099
34.25 x 0.813 x 34.25 in

D3096S61910-5099
42.25 x 0.813 x 42.25 in

D3096S61904-5099
30.25 x 0.813 x 30.25 in



Verdant Wash 4

Textured Paper - Single Matboard | M5 - White Smooth + White Core Width: 1”
F1322 - Black Cap Frame - Width: 1.625” | Wood Frame

D3096S61902-5100
26.25 x 0.813 x 26.25 in

D3096S61906-5100
34.25 x 0.813 x 34.25 in

D3096S61910-5100
42.25 x 0.813 x 42.25 in

D3096S61904-5100
30.25 x 0.813 x 30.25 in



Verdant Wash 5

Textured Paper - Single Matboard | M5 - White Smooth + White Core Width: 1”
F1322 - Black Cap Frame - Width: 1.625” | Wood Frame

- D3096S61902-5101**
26.25 x 0.813 x 26.25 in
- D3096S61906-5101**
34.25 x 0.813 x 34.25 in
- D3096S61910-5101**
42.25 x 0.813 x 42.25 in
- D3096S61904-5101**
30.25 x 0.813 x 30.25 in



Verdant Wash 6

Textured Paper - Single Matboard | M5 - White Smooth + White Core Width: 1”
F1322 - Black Cap Frame - Width: 1.625” | Wood Frame

- D3096S61902-5102**
26.25 x 0.813 x 26.25 in
- D3096S61906-5102**
34.25 x 0.813 x 34.25 in
- D3096S61910-5102**
42.25 x 0.813 x 42.25 in
- D3096S61904-5102**
30.25 x 0.813 x 30.25 in



Verdant Wash 7

Textured Paper - Single Matboard | M5 - White Smooth + White Core Width: 1”
F1322 - Black Cap Frame - Width: 1.625” | Wood Frame

D3096S61902-5103
26.25 x 0.813 x 26.25 in

D3096S61906-5103
34.25 x 0.813 x 34.25 in

D3096S61910-5103
42.25 x 0.813 x 42.25 in

D3096S61904-5103
30.25 x 0.813 x 30.25 in



Verdant Wash 8

Textured Paper - Single Matboard | M5 - White Smooth + White Core Width: 1”
F1322 - Black Cap Frame - Width: 1.625” | Wood Frame

D3096S61902-5104
26.25 x 0.813 x 26.25 in

D3096S61906-5104
34.25 x 0.813 x 34.25 in

D3096S61910-5104
42.25 x 0.813 x 42.25 in

D3096S61904-5104
30.25 x 0.813 x 30.25 in



Texture and Shapes 1

Textured Paper - Single Matboard | M7 - Cream Belgique + Antwerpen Width: 6"
F1322 - Black Cap Frame - Width: 1.625" | Wood Frame

D3082S61621-5045
27.25 x 0.813 x 31.25 in

D3082S61624-5045
33.25 x 0.813 x 39.25 in

D3082S61627-5045
39.25 x 0.813 x 47.25 in



Texture and Shapes 2

Textured Paper - Single Matboard | M7 - Cream Belgique + Antwerpen Width: 6"
F1322 - Black Cap Frame - Width: 1.625" | Wood Frame

D3082S61621-5046
27.25 x 0.813 x 31.25 in

D3082S61624-5046
33.25 x 0.813 x 39.25 in

D3082S61627-5046
39.25 x 0.813 x 47.25 in



Texture and Shapes 3

Textured Paper - Single Matboard | M7 - Cream Belgique + Antwerpen Width: 6"
F1322 - Black Cap Frame - Width: 1.625" | Wood Frame

D3082S61621-5047
27.25 x 0.813 x 31.25 in

D3082S61624-5047
33.25 x 0.813 x 39.25 in

D3082S61627-5047
39.25 x 0.813 x 47.25 in



Texture and Shapes 4

Textured Paper - Single Matboard | M7 - Cream Belgique + Antwerpen Width: 6"
F1322 - Black Cap Frame - Width: 1.625" | Wood Frame

D3082S61621-5048
27.25 x 0.813 x 31.25 in

D3082S61624-5048
33.25 x 0.813 x 39.25 in

D3082S61627-5048
39.25 x 0.813 x 47.25 in



Texture and Shapes 5

Textured Paper - Single Matboard | M7 - Cream Belgique + Antwerpen Width: 6"
F1322 - Black Cap Frame - Width: 1.625" | Wood Frame

D3082S61621-5049
27.25 x 0.813 x 31.25 in

D3082S61624-5049
33.25 x 0.813 x 39.25 in

D3082S61627-5049
39.25 x 0.813 x 47.25 in



Texture and Shapes 6

Textured Paper - Single Matboard | M7 - Cream Belgique + Antwerpen Width: 6"
F1322 - Black Cap Frame - Width: 1.625" | Wood Frame

D3082S61621-5050
27.25 x 0.813 x 31.25 in

D3082S61624-5050
33.25 x 0.813 x 39.25 in

D3082S61627-5050
39.25 x 0.813 x 47.25 in



Texture and Shapes 7

Textured Paper - Single Matboard | M7 - Cream Belgique + Antwerpen Width: 6"
F1322 - Black Cap Frame - Width: 1.625" | Wood Frame

D3082S61621-5051
27.25 x 0.813 x 31.25 in

D3082S61624-5051
33.25 x 0.813 x 39.25 in

D3082S61627-5051
39.25 x 0.813 x 47.25 in



Texture and Shapes 8

Textured Paper - Single Matboard | M7 - Cream Belgique + Antwerpen Width: 6"
F1322 - Black Cap Frame - Width: 1.625" | Wood Frame

D3082S61621-5052
27.25 x 0.813 x 31.25 in

D3082S61624-5052
33.25 x 0.813 x 39.25 in

D3082S61627-5052
39.25 x 0.813 x 47.25 in



Together They Stand 1

Canvas - Framed | Hand Embellished Semi Gloss
F1353 - Antique Silver Cap Frame - Width: 2.75 | Wood Frame

D3125S62493-5092
25.5 x 1.375 x 21.5 in

D3125S62497-5092
29.5 x 1.375 x 25.5 in

D3125S62499-5092
31.5 x 1.375 x 26.5 in

D3125S62495-5092
27.5 x 1.375 x 23.5 in



With Her 1

Canvas | Hand Embellished Semi Gloss
F1343 - White Oak Floater Frame - Width: 0.33 | Wood Frame

D3120S62392-5090
22.16 x 2.063 x 24.16 in

D3120S62394-5090
30.16 x 2.063 x 33.16 in

D3120S62399-5090
50.16 x 2.063 x 54.16 in

D3120S62393-5090
26.16 x 2.063 x 28.16 in

D3120S62397-5090
42.16 x 2.063 x 46.16 in

D3120S62400-5090
54.16 x 2.063 x 59.16 in



Comrade 1

Textured Paper - Single Matboard | M4 - Warm White Smooth + White Core Width: 2.5”
F1344 - Matte Black Cap Frame - Width: 0.75” | Wood Frame

D3101S62001-5107
25.5 x 1.25 x 25.5 in

D3101S62003-5107
27.5 x 1.25 x 27.5 in

D3101S62005-5107
29.5 x 1.25 x 29.5 in

D3101S62007-5107
31.5 x 1.25 x 31.5 in



Comrade 2

Textured Paper - Single Matboard | M4 - Warm White Smooth + White Core Width: 2.5”
F1344 - Matte Black Cap Frame - Width: 0.75” | Wood Frame

D3101S62001-5108
25.5 x 1.25 x 25.5 in

D3101S62003-5108
27.5 x 1.25 x 27.5 in

D3101S62005-5108
29.5 x 1.25 x 29.5 in

D3101S62007-5108
31.5 x 1.25 x 31.5 in



They Meet 1


Textured Paper - Single Matboard | M4 - Warm White Smooth + White Core Width: 2”
F992 - Black Cap Frame - Width: 0.875” | Plastic Frame

D3081S61601-5043
22.75 x 1.25 x 26.75 in

D3081S61605-5043
30.75 x 1.25 x 36.75 in

D3081S61609-5043
38.75 x 1.25 x 46.75 in

D3081S61603-5043
26.75 x 1.25 x 31.75 in



They Meet 2

Textured Paper - Single Matboard | M4 - Warm White Smooth + White Core Width: 2”
F992 - Black Cap Frame - Width: 0.875” | Plastic Frame

D3081S61601-5044
22.75 x 1.25 x 26.75 in

D3081S61605-5044
30.75 x 1.25 x 36.75 in

D3081S61609-5044
38.75 x 1.25 x 46.75 in

D3081S61603-5044
26.75 x 1.25 x 31.75 in



Roman Profile 1

Textured Paper - Floated Deckled | M4 - Warm White Smooth + White Core Width: 2.5”
F1360 - Antique Silver & Black Cap Frame - Width: 0.75” | Wood Frame


- D3128S62542-5111**
15.5 x 1.375 x 19.5 in
- D3128S62544-5111**
19.5 x 1.375 x 25.5 in
- D3128S62546-5111**
23.5 x 1.375 x 31.5 in
- D3128S62548-5111**
27.5 x 1.375 x 37.5 in
- D3128S62550-5111**
31.5 x 1.375 x 43.5 in



Roman Profile 2

Textured Paper - Floated Deckled | M4 - Warm White Smooth + White Core Width: 2.5”
F1360 - Antique Silver & Black Cap Frame - Width: 0.75” | Wood Frame

- D3128S62542-5112**
15.5 x 1.375 x 19.5 in
- D3128S62544-5112**
19.5 x 1.375 x 25.5 in
- D3128S62546-5112**
23.5 x 1.375 x 31.5 in
- D3128S62548-5112**
27.5 x 1.375 x 37.5 in
- D3128S62550-5112**
31.5 x 1.375 x 43.5 in



Roman Profile 3

Textured Paper - Floated Deckled | M4 - Warm White Smooth + White Core Width: 2.5”
F1360 - Antique Silver & Black Cap Frame - Width: 0.75” | Wood Frame

D3128S62542-5113
15.5 x 1.375 x 19.5 in

D3128S62544-5113
19.5 x 1.375 x 25.5 in

D3128S62546-5113
23.5 x 1.375 x 31.5 in

D3128S62548-5113
27.5 x 1.375 x 37.5 in

D3128S62550-5113
31.5 x 1.375 x 43.5 in



Roman Profile 4

Textured Paper - Floated Deckled | M4 - Warm White Smooth + White Core Width: 2.5”
F1360 - Antique Silver & Black Cap Frame - Width: 0.75” | Wood Frame


D3128S62542-5114
15.5 x 1.375 x 19.5 in

D3128S62544-5114
19.5 x 1.375 x 25.5 in

D3128S62546-5114
23.5 x 1.375 x 31.5 in

D3128S62548-5114
27.5 x 1.375 x 37.5 in

D3128S62550-5114
31.5 x 1.375 x 43.5 in



Roman Profile 5

Textured Paper - Floated Deckled | M4 - Warm White Smooth + White Core Width: 2.5”
F1360 - Antique Silver & Black Cap Frame - Width: 0.75” | Wood Frame

- D3128S62542-5115**
15.5 x 1.375 x 19.5 in
- D3128S62544-5115**
19.5 x 1.375 x 25.5 in

- D3128S62546-5115**
23.5 x 1.375 x 31.5 in
- D3128S62548-5115**
27.5 x 1.375 x 37.5 in

- D3128S62550-5115**
31.5 x 1.375 x 43.5 in




Roman Profile 6

Textured Paper - Floated Deckled | M4 - Warm White Smooth + White Core Width: 2.5”
F1360 - Antique Silver & Black Cap Frame - Width: 0.75” | Wood Frame

- D3128S62542-5116**
15.5 x 1.375 x 19.5 in
- D3128S62544-5116**
19.5 x 1.375 x 25.5 in

- D3128S62546-5116**
23.5 x 1.375 x 31.5 in
- D3128S62548-5116**
27.5 x 1.375 x 37.5 in

- D3128S62550-5116**
31.5 x 1.375 x 43.5 in



Black Angels 1


Textured Paper - Single Matboard | M5 - White Smooth + White Core Width: 1.5”
F1322 - Black Cap Frame - Width: 1.625” | Wood Frame

D3080S61581-5035
21.25 x 0.813 x 29.25 in

D3080S61586-5035
26.25 x 0.813 x 36.25 in

D3080S61590-5035
30.25 x 0.813 x 42.25 in

D3080S61583-5035
23.25 x 0.813 x 32.25 in



Black Angels 2


Textured Paper - Single Matboard | M5 - White Smooth + White Core Width: 1.5”
F1322 - Black Cap Frame - Width: 1.625” | Wood Frame

D3080S61581-5036
21.25 x 0.813 x 29.25 in

D3080S61586-5036
26.25 x 0.813 x 36.25 in

D3080S61590-5036
30.25 x 0.813 x 42.25 in

D3080S61583-5036
23.25 x 0.813 x 32.25 in



Black Angels 3


Textured Paper - Single Matboard | M5 - White Smooth + White Core Width: 1.5”
F1322 - Black Cap Frame - Width: 1.625” | Wood Frame

D3080S61581-5037
21.25 x 0.813 x 29.25 in

D3080S61586-5037
26.25 x 0.813 x 36.25 in

D3080S61590-5037
30.25 x 0.813 x 42.25 in

D3080S61583-5037
23.25 x 0.813 x 32.25 in



Black Angels 4

Textured Paper - Single Matboard | M5 - White Smooth + White Core Width: 1.5”
F1322 - Black Cap Frame - Width: 1.625” | Wood Frame

D3080S61581-5038
21.25 x 0.813 x 29.25 in

D3080S61586-5038
26.25 x 0.813 x 36.25 in

D3080S61590-5038
30.25 x 0.813 x 42.25 in

D3080S61583-5038
23.25 x 0.813 x 32.25 in



Black Angels 5


Textured Paper - Single Matboard | M5 - White Smooth + White Core Width: 1.5”
F1322 - Black Cap Frame - Width: 1.625” | Wood Frame

D3080S61581-5039
21.25 x 0.813 x 29.25 in

D3080S61586-5039
26.25 x 0.813 x 36.25 in

D3080S61590-5039
30.25 x 0.813 x 42.25 in

D3080S61583-5039
23.25 x 0.813 x 32.25 in



Black Angels 6


Textured Paper - Single Matboard | M5 - White Smooth + White Core Width: 1.5”
F1322 - Black Cap Frame - Width: 1.625” | Wood Frame

D3080S61581-5040
21.25 x 0.813 x 29.25 in

D3080S61586-5040
26.25 x 0.813 x 36.25 in

D3080S61590-5040
30.25 x 0.813 x 42.25 in

D3080S61583-5040
23.25 x 0.813 x 32.25 in



Black Angels 7


Textured Paper - Single Matboard | M5 - White Smooth + White Core Width: 1.5”
F1322 - Black Cap Frame - Width: 1.625” | Wood Frame

D3080S61581-5041
21.25 x 0.813 x 29.25 in

D3080S61586-5041
26.25 x 0.813 x 36.25 in

D3080S61590-5041
30.25 x 0.813 x 42.25 in

D3080S61583-5041
23.25 x 0.813 x 32.25 in



Black Angels 8

Textured Paper - Single Matboard | M5 - White Smooth + White Core Width: 1.5”
F1322 - Black Cap Frame - Width: 1.625” | Wood Frame

D3080S61581-5042
21.25 x 0.813 x 29.25 in

D3080S61586-5042
26.25 x 0.813 x 36.25 in

D3080S61590-5042
30.25 x 0.813 x 42.25 in

D3080S61583-5042
23.25 x 0.813 x 32.25 in



Squiggles 1

Canvas | Top Coat Matte | F1329 - Satin Black Floater Frame - Width: 0.375" | Plastic Frame

D3123S62452-5133
24.25 x 2 x 24.25 in

D3123S62456-5133
40.25 x 2 x 40.25 in

D3123S62459-5133
52.25 x 2 x 52.25 in

D3123S62454-5133
32.25 x 2 x 32.25 in

D3123S62458-5133
48.25 x 2 x 48.25 in

D3123S62460-5133
56.25 x 2 x 56.25 in



Squiggles 2

Canvas | Top Coat Matte | F1329 - Satin Black Floater Frame - Width: 0.375" | Plastic Frame

D3123S62452-5134
24.25 x 2 x 24.25 in

D3123S62456-5134
40.25 x 2 x 40.25 in

D3123S62459-5134
52.25 x 2 x 52.25 in

D3123S62454-5134
32.25 x 2 x 32.25 in

D3123S62458-5134
48.25 x 2 x 48.25 in

D3123S62460-5134
56.25 x 2 x 56.25 in



Spirale 1

Textured Paper - Single Matboard | M5 - White Smooth + White Core Width: 1.5”
F1322 - Black Cap Frame - Width: 1.625” | Wood Frame

D3095S61882-5201
26.25 x 0.813 x 26.25 in

D3095S61886-5201
34.25 x 0.813 x 34.25 in

D3095S61890-5201
42.25 x 0.813 x 42.25 in

D3095S61884-5201
30.25 x 0.813 x 30.25 in



Spirale 2

Textured Paper - Single Matboard | M5 - White Smooth + White Core Width: 1.5”
F1322 - Black Cap Frame - Width: 1.625” | Wood Frame

D3095S61882-5202
26.25 x 0.813 x 26.25 in

D3095S61886-5202
34.25 x 0.813 x 34.25 in

D3095S61890-5202
42.25 x 0.813 x 42.25 in

D3095S61884-5202
30.25 x 0.813 x 30.25 in



Invert Abstract 1

Canvas | Hand Embellished Semi Gloss
F1328 - Warm Silver Floater Frame - Width: 0.375" | Plastic Frame

- | | | |
|---|---|---|
| D3112S62232-5161
24.25 x 2 x 24.25 in | D3112S62234-5161
32.25 x 2 x 32.25 in | D3112S62239-5161
52.25 x 2 x 52.25 in |
| D3112S62233-5161
28.25 x 2 x 28.25 in | D3112S62238-5161
48.25 x 2 x 48.25 in | D3112S62240-5161
56.25 x 2 x 56.25 in |



Invert Abstract 2

Canvas | Hand Embellished Semi Gloss
F1328 - Warm Silver Floater Frame - Width: 0.375" | Plastic Frame


- | | | |
|---|---|---|
| D3112S62232-5162
24.25 x 2 x 24.25 in | D3112S62234-5162
32.25 x 2 x 32.25 in | D3112S62239-5162
52.25 x 2 x 52.25 in |
| D3112S62233-5162
28.25 x 2 x 28.25 in | D3112S62238-5162
48.25 x 2 x 48.25 in | D3112S62240-5162
56.25 x 2 x 56.25 in |



Sketch on Black 1

Canvas | Hand Embellished Semi Gloss
F1328 - Warm Silver Floater Frame - Width: 0.375" | Plastic Frame

D3107S62132-5077 22.25 x 2 x 33.25 in	D3107S62136-5077 34.25 x 2 x 51.25 in	D3107S62140-5077 46.25 x 2 x 69.25 in
D3107S62134-5077 28.25 x 2 x 42.25 in	D3107S62138-5077 40.25 x 2 x 60.25 in	



Sketch on Black 2

Canvas | Hand Embellished Semi Gloss
F1328 - Warm Silver Floater Frame - Width: 0.375" | Plastic Frame

D3107S62132-5078 22.25 x 2 x 33.25 in	D3107S62136-5078 34.25 x 2 x 51.25 in	D3107S62140-5078 46.25 x 2 x 69.25 in
D3107S62134-5078 28.25 x 2 x 42.25 in	D3107S62138-5078 40.25 x 2 x 60.25 in	



All Angles 1

Textured Paper - Single Matboard | Top Coat Semi Gloss
M5 - White Smooth + White Core Width: 8” | F990 - Silver Cap Frame - Width: 0.875”

D2780S55585-4686 30 x 1¼ x 36 in	D2780S55586-4686 33 x 1¼ x 41 in	D2780S55587-4686 38 x 1¼ x 48 in
--	--	--

The first in a four-part series, All Angles 1 is an example of hard-edge abstraction, an art style characterized by large, flat areas of color with sharp, clean edges. This art form emerged during the mid-20th century. All Angles 1 presents precision and control and a lack of visible brushwork or marks, hallmarks of the style. The focus is on the object with minimalist geometric shapes and a monochromatic background. The dark color palette in navy, blue indigo, denim, and mocha complements the hard edge and lends a sense of depth and movement.

Dynamic and aesthetically pleasing, All Angles 1 is an alluring addition to ART by TA.



All Angles 2

Textured Paper - Single Matboard | Top Coat Semi Gloss
M5 - White Smooth + White Core Width: 8” | F990 - Silver Cap Frame - Width: 0.875”

D2780S55585-4687 30 x 1¼ x 36 in	D2780S55586-4687 33 x 1¼ x 41 in	D2780S55587-4687 38 x 1¼ x 48 in
--	--	--

The second of a four-part series, All Angles 2 features hard-edge abstraction, a style recognized for its expansive, solid fields of color delineated by sharp boundaries. Originating in the mid-20th century, this artistic approach is born out here through its meticulous precision and absence of discernible brush strokes. The artwork emphasizes minimalist geometric figures set against a singular-toned striped background. Its deep color spectrum in midnight blue, dusty blue, Prussian blue, and mocha underscores the hard edges but also infuses the piece with depth and dynamism.

Dynamic and aesthetically pleasing, All Angles 2 is an alluring addition to ART by TA.



All Angles 3

Textured Paper - Single Matboard | Top Coat Semi Gloss
M5 - White Smooth + White Core Width: 8" | F990 - Silver Cap Frame - | Width: 0.875"

D2780S55585-4688
30 x 1¼ x 36 in

D2780S55586-4688
33 x 1¼ x 41 in

D2780S55587-4688
38 x 1¼ x 48 in

The third in a four-part series, All Angles 3 features hard-edge abstraction with minimalist color contrasts and a precise geometric design to create depth and perspective on a flat surface that gives the illusion of a three-dimensional scene. The clever interplay of light and shadow lends a sense of depth and movement. The dark color scheme in midnight black, Prussian blue, and mocha add to the enigmatic nature of the work.

Dynamic and aesthetically pleasing, All Angles 3 is an alluring addition to ART by TA.



All Angles 4

Textured Paper - Single Matboard | Top Coat Semi Gloss
M5 - White Smooth + White Core Width: 8" | F990 - Silver Cap Frame - Width: 0.875"

D2780S55585-4689
30 x 1¼ x 36 in

D2780S55586-4689
33 x 1¼ x 41 in

D2780S55587-4689
38 x 1¼ x 48 in

The final work in a four-part series, All Angles 4 showcases the traits of hard-edge abstraction, using minimalistic color variations and meticulous geometric patterns to craft an illusion of depth and dimensionality on an otherwise flat plane. The starkest work in this series, All Angles 4, offers the viewer the illusionary effect of looking through a partially opened door containing a sharp-angled window cutout that peers into the beyond. A strong color field dominated by mocha frames the dusky blue backdrop of what lies ahead.

Dynamic and aesthetically pleasing, All Angles 4 is an alluring addition to ART by TA.



Ultralight Beam 1

Canvas | F1339 - Silver Foil Floater Frame - Width: 0.375"

D2773S55451-4763
13 x 2 x 17 in

D2773S55453-4763
25 x 2 x 33 in

D2773S55455-4763
37 x 2 x 49 in

D2773S55452-4763
19 x 2 x 25 in

D2773S55454-4763
31 x 2 x 41 in

The Ultralight Beam series of works on canvas offers a strikingly bold exploration of magnified form, geometric shapes, and the interplay of light and dark rendered on a flat picture plane. Ultralight Beam 1 employs minimalism techniques to great effect using dual solid blocks of muted color separated by a narrow near divider in a lighter shade. The strong angular motif is interrupted by the overlay of a spotlight-shaped ovoid that provides a hint of depth. A stark three-toned color palette offers a study in juxtapositions.

A study of bold, imaginative forms, this highly technical work on canvas is an alluring addition to ART by TA.



Ultralight Beam 2

Canvas | F1339 - Silver Foil Floater Frame - Width: 0.375"

D2773S55451-4764
13 x 2 x 17 in

D2773S55453-4764
25 x 2 x 33 in

D2773S55455-4764
37 x 2 x 49 in

D2773S55452-4764
19 x 2 x 25 in

D2773S55454-4764
31 x 2 x 41 in

The Ultralight Beam series of works on canvas offers a strikingly bold exploration of magnified form, geometric shapes, and the interplay of light and dark rendered on a flat picture plane. Ultralight Beam 2 is a study in contrasts offering a traditional yin and yang philosophy. Here, the interplay of opposing yet complementary universal forces and principles underscores the interconnectedness and interdependence of all things and illustrates how opposites can be harmonious and interconnected. The duality of the work is achieved using sharp angles, an ovoid shape, the application of light and dark tones, and a limited color scheme.

A study of bold, imaginative forms, this highly technical work on canvas is an alluring addition to ART by TA.



Ultralight Beam 3

Canvas | F1339 - Silver Foil Floater Frame - Width: 0.375"

D2773S55451-4765 13 x 2 x 17 in	D2773S55453-4765 25 x 2 x 33 in	D2773S55455-4765 37 x 2 x 49 in
D2773S55452-4765 19 x 2 x 25 in	D2773S55454-4765 31 x 2 x 41 in	

The Ultralight Beam series of works on canvas offers a strikingly bold exploration of magnified form, geometric shapes, and the interplay of light and dark rendered on a flat picture plane. Ultralight Beam 3 presents a lighter scene that focuses on sharp angles and strong lines. Flat fields of muted color separated by distinct lines add to the linear feel of this work. A bright beam of white in the lower corner of the work affirms the series’ motif.

A study of bold, imaginative forms, this highly technical work on canvas is an alluring addition to ART by TA.




Ultralight Beam 4

Canvas | F1339 - Silver Foil Floater Frame - Width: 0.375"

D2773S55451-4766 13 x 2 x 17 in	D2773S55453-4766 25 x 2 x 33 in	D2773S55455-4766 37 x 2 x 49 in
D2773S55452-4766 19 x 2 x 25 in	D2773S55454-4766 31 x 2 x 41 in	

The Ultralight Beam series of works on canvas offers a strikingly bold exploration of magnified form, geometric shapes, and the interplay between light and dark rendered on a flat picture plane. Ultralight Beam 4 offers a juxtaposition of strong geometric shapes set off by an interplay of light and dark tones. Pronounced angles with an overlay of an elliptical form backed by a restrained color scheme highlight the intricate links and mutual reliance that form a cohesive whole.

A study of bold, imaginative forms, this highly technical work on canvas is an alluring addition to ART by TA.



Around the Corner 1

Canvas | Hand Embellished Semi Gloss | F1339 - Silver Foil Floater Frame - Width: 0.375"

D2770S55392-4724 19 x 2 x 25 in	D2770S55394-4724 31 x 2 x 41 in	D2770S55396-4724 43 x 2 x 57 in
D2770S55393-4724 25 x 2 x 33 in	D2770S55395-4724 37 x 2 x 49 in	D2770S55397-4724 49 x 2 x 65 in

Around the Corner 1 is a study of contrasts that includes angular shapes, contour lines, and dual tonality. This work on canvas masterfully captures the art of chiaroscuro, a technique used to highlight the use of light and shadow. The manipulation of light and shadow infuses this composition with a sense of depth, drama, and realism that draws the viewer into the scene.

Part of the carefully curated ART by TA collection, Around the Corner 1 is a skillful presentation of technique and shadow in a refined form.



Every Turn 1

Textured Paper - Single Matboard | M5 - White Smooth + White Core Width: 8"
F990 - Silver Cap Frame - Width: 0.875"

D2781S55605-4713 30 x 1¼ x 36 in	D2781S55606-4713 33 x 1¼ x 41 in	D2781S55607-4713 38 x 1¼ x 48 in
--	--	--

Every Turn is a three-part series of works on textured paper that recall the early 20th century compositions of Giorgio de Chirico, a prominent Italian artist and founder of the scuola metafisica art movement. In Every Turn 1, a distorted perspective of tilted walls and off-balance lines conveys a dreamlike quality. Heightening this effect, a source of light near the top of the structure adds illumination and shadow for a subtle movement that feels three-dimensional.

Exquisitely composed from an earth-toned palette of dark sienna, maize, salmon, and brown, Every Turn 1 invites the viewer into a dreamlike space in this original addition to ART by TA.



Every Turn 2

Textured Paper - Single Matboard | M5 - White Smooth + White Core Width: 8"
F990 - Silver Cap Frame - Width: 0.875"


D2781S55605-4714
30 x 1¼ x 36 in

D2781S55606-4714
33 x 1¼ x 41 in

D2781S55607-4714
38 x 1¼ x 48 in

Every Turn is a three-part series of works on textured paper that recall the early 20th century compositions of Giorgio de Chirico, a prominent Italian artist and founder of the scuola metafisica art movement. In Every Turn 2, a perspective of a window becomes distorted through tilted walls and off-balance lines. Heightening this effect, a source of light near the top of the structure adds illumination and shadow for a subtle movement that feels three-dimensional.

Exquisitely composed from an earth-toned palette of eggshell, dark sienna, maize, salmon, and brown, Every Turn 2 invites the viewer into a dreamlike space in this original addition to ART by TA.



Every Turn 3

Textured Paper - Single Matboard | M5 - White Smooth + White Core Width: 8"
F990 - Silver Cap Frame - Width: 0.875"

D2781S55605-4715
30 x 1¼ x 36 in

D2781S55606-4715
33 x 1¼ x 41 in

D2781S55607-4715
38 x 1¼ x 48 in

Every Turn is a three-part series of works on textured paper that recall the early 20th century compositions of Giorgio de Chirico, a prominent Italian artist and founder of the scuola metafisica art movement. In Every Turn 3, a windowed corridor becomes a distorted perspective of tilted walls and off-balance lines. Heightening this effect, a source of light near the top of the structure adds illumination and shadow for a subtle movement that feels three-dimensional.

Exquisitely composed from an earth-toned palette of dark sienna, maize, salmon, and brown, Every Turn 3 invites the viewer into a dreamlike space in this original addition to ART by TA.



Cool Contours 1

Canvas | Hand Embellished Semi Gloss | F1332 - Silver Floater Frame - Width: 0.375"

D2787S55732-4716 19 x 2 x 28 in	D2787S55734-4716 31 x 2 x 46 in	D2787S55736-4716 43 x 2 x 64 in
D2787S55733-4716 25 x 2 x 37 in	D2787S55735-4716 37 x 2 x 55 in	D2787S55737-4716 49 x 2 x 74 in

Cool Contours 1 pays homage to the great Hilma af Klint, the Swedish painter and mystic credited with creating some of the earliest known abstract pieces in Western art history. This piece offers an inviting biomorphic theme with its boldly defined organic shapes. A heavy black contour line plays a distinct role by providing the eye with a focal point while hand-drawn marks offer a counterpoint. The cool color palette presents a contrast with alabaster and eggshell white alongside denim and steel blue all punctuated by a pop of mustard yellow and chocolate brown. The dance of color and form gently invites the viewer in.

Common forms are reimagined in this exquisite addition to ART by TA. Pairs beautifully with Cool Contours 2.



Cool Contours 2

Canvas | Hand Embellished Semi Gloss | F1332 - Silver Floater Frame - Width: 0.375"

D2787S55732-4717 19 x 2 x 28 in	D2787S55734-4717 31 x 2 x 46 in	D2787S55736-4717 43 x 2 x 64 in
D2787S55733-4717 25 x 2 x 37 in	D2787S55735-4717 37 x 2 x 55 in	D2787S55737-4717 49 x 2 x 74 in

Cool Contours 2 is a tribute to the pioneering Swedish artist and mystic Hilma af Klint, who was recognized for crafting some of the first abstract artworks in Western culture. This composition showcases a biomorphic motif that af Klint was known for. A prominent black contour line offers the eye a compelling anchor while the intimacy of hand-drawn marks offers a counterpoint. The color scheme blends alabaster and eggshell whites with hues of denim and steel blue. A pop of mustard yellow and deep brown lends a touch of color to the picture plane. Together, the interplay of color and shape welcomes the observer’s gaze.

Common forms are reimagined in this exquisite addition to ART by TA. Pairs beautifully with Cool Contours 1.



Organic Matter 1

Canvas | Hand Embellished Semi Gloss | F1343 - White Oak Floater Frame - Width: 0.33"

D2794S55871-4698 10 x 2.063 x 15 in	D2794S55873-4698 22 x 2.063 x 33 in	D2794S55875-4698 34 x 2.063 x 51 in
D2794S55872-4698 16 x 2.063 x 24 in	D2794S55874-4698 28 x 2.063 x 42 in	D2794S55876-4698 40 x 2.063 x 60 in

A companion piece to Organic Matter 2, Organic Matter 1 is in the style of Hilma af Klint, a Swedish painter and mystic, credited with creating some of the earliest known abstract pieces in Western art history. This work emphasizes the concepts of biomorphic form. A pronounced, organically inspired structure dominates the work, creating an illusion of three-dimensionality. The strong contours of the shapes provide a central point of interest, while the muted palette of olive green and rose champagne enhances the perception of depth.

Organic Matter 1 embraces a pleasing palette across biomorphic forms in this striking work of art on canvas. A beautiful addition the carefully curated ART by TA Collection.



Organic Matter 2

Canvas | Hand Embellished Semi Gloss | F1343 - White Oak Floater Frame - Width: 0.33"

D2794S55871-4699 10 x 2.063 x 15 in	D2794S55873-4699 22 x 2.063 x 33 in	D2794S55875-4699 34 x 2.063 x 51 in
D2794S55872-4699 16 x 2.063 x 24 in	D2794S55874-4699 28 x 2.063 x 42 in	D2794S55876-4699 40 x 2.063 x 60 in

A companion piece to Organic Matter 1, Organic Matter 2 draws inspiration from the early abstract style of pioneer Swedish painter and mystic Hilma af Klint. This piece showcases a pronounced, bold biomorphic design that lends the work a three-dimensional feel. Its distinct shape contours serve as a compelling focal point, and the understated shades of olive green and rose champagne augment its sense of depth.

Organic Matter 2 embraces a pleasing palette across biomorphic forms in this striking work of art on canvas. A beautiful addition the carefully curated ART by TA Collection.



Bouquet Blue 1

Textured Paper - Single Matboard | M7 - Cream Belgique + Antwerpen Width: 2”
F669 - Silver Cap Frame - Width: 0.875”

D2815S56284-4752 14 x 1¼ x 18 in	D2815S56286-4752 22 x 1¼ x 30 in	D2815S56288-4752 30 x 1¼ x 42 in
D2815S56285-4752 18 x 1¼ x 24 in	D2815S56287-4752 26 x 1¼ x 36 in	

Recalling the works of 19th century illustrator John Nugent Fitch, Bouquet Blue is an exquisite six-part series of botanical illustrations. in Bouquet Blue 1, three centaurea crassifolia flowers, commonly known as the Maltese rock-centaury, form a beautiful bouquet. Using a calming palette of slate blue, ash, and cool grey, long, leafy stalks grow into a magnificent floral form in this beautiful addition to ART by TA.



Bouquet Blue 2

Textured Paper - Single Matboard | M7 - Cream Belgique + Antwerpen Width: 2”
F669 - Silver Cap Frame - Width: 0.875”

D2815S56284-4753 14 x 1¼ x 18 in	D2815S56286-4753 22 x 1¼ x 30 in	D2815S56288-4753 30 x 1¼ x 42 in
D2815S56285-4753 18 x 1¼ x 24 in	D2815S56287-4753 26 x 1¼ x 36 in	

Recalling the works of 19th century illustrator John Nugent Fitch, Bouquet Blue is an exquisite six-part series of botanical illustrations. in Bouquet Blue 2, two rosa foliolosa flowers, commonly known as the White Prairie Rose, form a beautiful bouquet. Known for its lustrous leaves and distinctive coloring, the White Prairie Rose is captured here in a calming palette of slate blue, ash, and cool grey.

A delicate and serene addition to the carefully curated ART by TA Collection.



Bouquet Blue 3

Textured Paper - Single Matboard | M7 - Cream Belgique + Antwerpen Width: 2”
F669 - Silver Cap Frame - Width: 0.875”

D2815S56284-4754
14 x 1¼ x 18 in

D2815S56286-4754
22 x 1¼ x 30 in

D2815S56288-4754
30 x 1¼ x 42 in

D2815S56285-4754
18 x 1¼ x 24 in

D2815S56287-4754
26 x 1¼ x 36 in

Recalling the works of 19th century illustrator John Nugent Fitch, Bouquet Blue is an exquisite six-part series of botanical illustrations. in Bouquet Blue 3, hypericum kalmianum flowers, commonly referred to as Kalm St. John’s Wort, form a beautiful bouquet. A hardy flowering shrub known for its striking color and compact form, its slender stems are carefully captured as they branch into magnificent blooms.

A calming palette of slate blue, ash, and cool grey come together beautifully in this addition to ART by TA.



Bouquet Blue 4

Textured Paper - Single Matboard | M7 - Cream Belgique + Antwerpen Width: 2”
F669 - Silver Cap Frame - Width: 0.875”

D2815S56284-4755
14 x 1¼ x 18 in

D2815S56286-4755
22 x 1¼ x 30 in

D2815S56288-4755
30 x 1¼ x 42 in

D2815S56285-4755
18 x 1¼ x 24 in

D2815S56287-4755
26 x 1¼ x 36 in

Recalling the works of 19th century illustrator John Nugent Fitch, Bouquet Blue is an exquisite six-part series of botanical illustrations. in Bouquet Blue 4, heliotropium anchusaefolium flowers, commonly referred to as Blue Heliotrope, form a beautiful bouquet. A hardy flowering plant known for its elongated stems and striking color, its floral cluster is exquisitely captured here in a calming palette of slate blue, ash, and cool grey.

A delicate and serene addition to the carefully curated ART by TA Collection.



Bouquet Blue 5

Textured Paper - Single Matboard | M7 - Cream Belgique + Antwerpen Width: 2”
F669 - Silver Cap Frame - Width: 0.875”

D2815S56284-4756
14 x 1¼ x 18 in

D2815S56286-4756
22 x 1¼ x 30 in

D2815S56288-4756
30 x 1¼ x 42 in

D2815S56285-4756
18 x 1¼ x 24 in

D2815S56287-4756
26 x 1¼ x 36 in

Recalling the works of 19th century illustrator John Nugent Fitch, Bouquet Blue is an exquisite six-part series of botanical illustrations. in Bouquet Blue 5, rosa moyesii flowers, commonly referred to as the Mandarin Rose, form a striking bouquet. A hardy flowering plant known for its matte leaves and striking central color, its distinctive beauty is captured here in a calming palette of slate blue, ash, and cool grey.

A delicate and serene addition to the carefully curated ART by TA Collection.



Bouquet Blue 6

Textured Paper - Single Matboard | M7 - Cream Belgique + Antwerpen Width: 2”
F669 - Silver Cap Frame - Width: 0.875”

D2815S56284-4757
14 x 1¼ x 18 in

D2815S56286-4757
22 x 1¼ x 30 in

D2815S56288-4757
30 x 1¼ x 42 in

D2815S56285-4757
18 x 1¼ x 24 in

D2815S56287-4757
26 x 1¼ x 36 in

Recalling the works of 19th century illustrator John Nugent Fitch, Bouquet Blue is an exquisite six-part series of botanical illustrations. in Bouquet Blue 6, patrinia triloba flowers, commonly referred to as the Maiden Flower, form a beautiful bouquet. Above a short, leaf-lined stem, the bright lacy flowers are exquisitely captured in a calming palette of slate blue, ash, and cool grey.

A delicate and serene addition to the carefully curated ART by TA Collection.



Sea Trinkets 1

Textured Paper | F990 - Silver Cap Frame - Width: 0.875”
F1354 - Natural Linen Liner - Width: 1.25”

D2816S56304-4731 11 x 1¼ x 13 in	D2816S56305-4731 15 x 1¼ x 19 in	D2816S56306-4731 18 x 1¼ x 22 in
--	--	--

A beautiful companion piece to Shore’s Treasure 1, Sea Trinkets 1 is a fine art print of a *Pygocardia rustica*, a member of the Venus clam family, and easily identifiable by its delicate curvature and characteristic striping. In this original work on textured paper, five clam shells are arranged in a style that recalls the early 19th century scientific illustrations of James Sowerby. Relying upon a neutral color palette of beige and eggshell, expert shading in a stone gray follows along the rounded surface and edges of each shell, offering a sense of depth and texture to the bivalve’s distinctive grooving and lightly curved form.

Part of the highly curated ART by TA collection, Sea Trinkets 1, captures the organic beauty of the world through an artistic lens.



Shore’s Treasure 1

Textured Paper | F990 - Silver Cap Frame - Width: 0.875”
F1354 - Natural Linen Liner - Width: 1.25”

D2817S56324-4732 11 x 1¼ x 13 in	D2817S56325-4732 15 x 1¼ x 19 in	D2817S56326-4732 18 x 1¼ x 22 in
--	--	--

A beautiful companion piece to Sea Trinkets 1, Shore’s Treasure 1 is a fine art print of a *Chamelea gallina*, commonly known as the Striped Venus clam, and easily identifiable by its delicate size and distinctive vertical striping. In this original work on textured paper, five clam shells are arranged in a style that recalls the early 19th century scientific illustrations of James Sowerby. Relying upon a neutral color palette of beige and eggshell, expert shading in a stone gray follows along the rounded surface and edges of each shell, offering a sense of depth and texture to the bivalve’s horizontal grooving and lightly curved form.

Part of the highly curated ART by TA collection, Shore’s Treasure 1, captures the organic beauty of the natural world through an artistic lens.



Leafy Vines 1

Textured Paper - Single Matboard | M4 - Warm White Smooth + White Core Width: 2”
F669 - Silver Cap Frame - Width: 0.875”

D2832S56625-4772
20 x 1¼ x 24 in

D2832S56627-4772
28 x 1¼ x 35 in

D2832S56629-4772
36 x 1.25 x 46 in

D2832S56626-4772
24 x 1¼ x 30 in

D2832S56628-4772
32 x 1¼ x 40 in

D2832S56630-4772
40 x 1¼ x 51 in

Part of a series of six unique botanicals, Leafy Vines 1 is a fine art print of a palmately lobed vine. Against a neutral background, a gently rounded, flowing form brings movement to an alternating pattern of simple and compound leaves. A softer color palette of thistle green and sage compose the body of the leaves and vine, while splashes of hemlock add dimension to an implied center.

A carefully curated addition to ART by TA, Leafy Vines 1 incorporates the elegance of botanical illustrations with carefully indistinct forms for a balanced, peaceful presence.



Leafy Vines 2

Textured Paper - Single Matboard | M4 - Warm White Smooth + White Core Width: 2”
F669 - Silver Cap Frame - Width: 0.875”

D2832S56625-4773
20 x 1¼ x 24 in

D2832S56627-4773
28 x 1¼ x 35 in

D2832S56629-4773
36 x 1.25 x 46 in

D2832S56626-4773
24 x 1¼ x 30 in

D2832S56628-4773
32 x 1¼ x 40 in

D2832S56630-4773
40 x 1¼ x 51 in

Part of a series of six unique botanicals, Leafy Vines 2 is a fine art print of a palmately lobed vine. Against a neutral background, gently curving, intersecting lines bring movement to an alternating pattern of simple and compound leaves. A softer color palette of thistle green and sage compose the body of the leaves and vine, while splashes of hemlock add dimension to an implied center.

A carefully curated addition to ART by TA, Leafy Vines 2 incorporates the elegance of botanical illustrations with carefully indistinct forms for a balanced, peaceful presence.



Leafy Vines 3

Textured Paper - Single Matboard | M4 - Warm White Smooth + White Core Width: 2”
F669 - Silver Cap Frame - Width: 0.875”

D2832S56625-4774
20 x 1¼ x 24 in

D2832S56627-4774
28 x 1¼ x 35 in

D2832S56629-4774
36 x 1.25 x 46 in

D2832S56626-4774
24 x 1¼ x 30 in

D2832S56628-4774
32 x 1¼ x 40 in

D2832S56630-4774
40 x 1¼ x 51 in

Part of a series of six unique botanicals, Leafy Vines 3 is a fine art print of falcate leaves on a climbing vine. Against a neutral background, a gently rounded, flowing form brings movement to an alternating pattern of simple and compound leaves and delicately curling tendrils. A softer color palette of thistle green and sage compose the body of the leaves, tendrils, and vine, while splashes of hemlock add dimension.

A carefully curated addition to ART by TA, Leafy Vines 3 incorporates the elegance of botanical illustrations with carefully indistinct forms for a balanced, peaceful presence.



Leafy Vines 4

Textured Paper - Single Matboard | M4 - Warm White Smooth + White Core Width: 2”
F669 - Silver Cap Frame - Width: 0.875”

D2832S56625-4775
20 x 1¼ x 24 in

D2832S56627-4775
28 x 1¼ x 35 in

D2832S56629-4775
36 x 1.25 x 46 in

D2832S56626-4775
24 x 1¼ x 30 in

D2832S56628-4775
32 x 1¼ x 40 in

D2832S56630-4775
40 x 1¼ x 51 in

Part of a series of six unique botanicals, Leafy Vines 4 is a fine art print of falcate leaves on a climbing vine. Against a neutral background, a gently flowing form brings movement along a winding vine of compound and simple leaves and delicately curling tendrils. A softer color palette of thistle green and sage compose the body of the leaves, tendrils, and vine, while splashes of hemlock add dimension.

Part of the exclusive ART by TA Collection, Leafy Vines 4 incorporates the elegance of botanical illustrations with carefully indistinct forms for a balanced, peaceful presence.



Leafy Vines 5

Textured Paper - Single Matboard | M4 - Warm White Smooth + White Core Width: 2”
F669 - Silver Cap Frame - Width: 0.875”

D2832S56625-4776
20 x 1¼ x 24 in

D2832S56627-4776
28 x 1¼ x 35 in

D2832S56629-4776
36 x 1¼ x 46 in

D2832S56626-4776
24 x 1¼ x 30 in

D2832S56628-4776
32 x 1¼ x 40 in

D2832S56630-4776
40 x 1.25 x 51 in

Part of a series of six unique botanicals, Leafy Vines 5 is a fine art print of an acuminate-leaved vine. Against a neutral background, a gently rounded, flowing form brings movement to an alternating pattern of simple and compound leaves with ends that terminate in light, slender points. A softer color palette of thistle green and sage compose the body of the leaves and vine, while splashes of hemlock add dimension.

A carefully curated addition to ART by TA, Leafy Vines 5 incorporates the elegance of botanical illustrations with carefully indistinct forms for a balanced, peaceful presence.



Leafy Vines 6

Textured Paper - Single Matboard | M4 - Warm White Smooth + White Core Width: 2”
F669 - Silver Cap Frame - Width: 0.875”

D2832S56625-4777
20 x 1¼ x 24 in

D2832S56627-4777
28 x 1¼ x 35 in

D2832S56629-4777
36 x 1¼ x 46 in

D2832S56626-4777
24 x 1¼ x 30 in

D2832S56628-4777
32 x 1¼ x 40 in

D2832S56630-4777
40 x 1.25 x 51 in

Part of a series of six unique botanicals, Leafy Vines 6 is a fine art print of an acuminate-leaved vine. Against a neutral background, a gently rounded, flowing form brings movement to an alternating pattern of simple and compound leaves, whose ends terminate in light, slender points. A softer color palette of thistle green and sage compose the body of the leaves and vine, while splashes of hemlock add dimension to the uniform curvature.

A carefully curated addition to ART by TA, Leafy Vines 6 incorporates the elegance of botanical illustrations with carefully indistinct forms for a balanced, peaceful presence.



Sweetest Taboo 1

Textured Paper - Single Matboard | M5 - White Smooth + White Core Width: 3”
F990 - Silver Cap Frame - Width: 0.875”

D2799S55965-4692
20 x 1¼ x 23 in

D2799S55967-4692
28 x 1¼ x 33 in

D2799S55969-4692
36 x 1¼ x 43 in

D2799S55966-4692
24 x 1¼ x 28 in

D2799S55968-4692
32 x 1¼ x 38 in

D2799S55970-4692
40 x 1¼ x 48 in

Sweetest Taboo 1 is suggestive of the iconic work of Georgia O’Keeffe, a pioneering American modernist painter known for her distinctive renderings of enlarged flowers. This work offers a close view of open lily flower petals that fill the picture plane. The meticulous details, pale colors, and sensuous shapes evoke a stirring response. The petals are bathed in a wash of creamy off-white and warm grey with just a hint of pale yellow that underscores the lusciousness of this beautiful work.

A delicate and enchanting work of art on textured paper, Sweetest Taboo 1 is a graceful addition to ART by TA. Pairs beautifully with Sweetest Taboo 2.



Sweetest Taboo 2

Textured Paper - Single Matboard | M5 - White Smooth + White Core Width: 3”
F990 - Silver Cap Frame - Width: 0.875”

D2799S55965-4693
20 x 1¼ x 23 in

D2799S55967-4693
28 x 1¼ x 33 in

D2799S55969-4693
36 x 1¼ x 43 in

D2799S55966-4693
24 x 1¼ x 28 in

D2799S55968-4693
32 x 1¼ x 38 in

D2799S55970-4693
40 x 1¼ x 48 in

A lovely piece in the style of Georgia O’Keeffe, Sweetest Taboo 2 highlights the intricate structuring of a lily flower while emphasizing its inherent beauty. Here, the technique of overlapping gives the work a sense of depth that draws the viewer into the lush center of the flower. An understated color palette in milky off-white and soft grey enhances the allure of this sensual piece.

A delicate and enchanting work of art on textured paper, Sweetest Taboo 2 is a graceful addition to ART by TA. Pairs beautifully with Sweetest Taboo 1.



In Dawning Bloom 1, a close-up photograph uses balanced neutral tones to capture a Starflower in fine detail. Composed of a stunning bouquet of delicate taupe accents, slender vertical lines gracefully flow from the petals’ outer edges down toward a center star creating a distinctive and highly tactile visual that pops against a white background.

A beautiful companion piece to Dawning Bloom 2, Dawning Bloom 1 is an original and alluring botanical print on textured paper.

Dawning Bloom 1

Textured Paper | F1350 - Pewter Patina Cap Frame - Width: 1.125”

D2798S55946-4702
20 x 0¾ x 32 in

D2798S55948-4702
28 x 0¾ x 45 in

D2798S55950-4702
36 x 0¾ x 58 in

D2798S55947-4702
24 x 0¾ x 38 in

D2798S55949-4702
32 x 0¾ x 52 in



In Dawning Bloom 2, a close-up photograph uses balanced neutral tones to capture a Starflower in fine detail. Composed of a stunning bouquet of delicate taupe accents, slender vertical lines gracefully flow from the petals’ outer edges down toward a center star. Placing much of the emphasis on the right-side of the visual plane, this work on textured paper creates a distinctive and highly tactile visual that pops against the white background.

A beautiful companion piece to Dawning Bloom 1, Dawning Bloom 2 is an original and alluring botanical print on textured paper.

Dawning Bloom 2

Textured Paper | F1350 - Pewter Patina Cap Frame - Width: 1.125”

D2798S55946-4703
20 x 0¾ x 32 in

D2798S55948-4703
28 x 0¾ x 45 in

D2798S55950-4703
36 x 0¾ x 58 in

D2798S55947-4703
24 x 0¾ x 38 in

D2798S55949-4703
32 x 0¾ x 52 in



Little Boxes 1

Textured Paper - Single Matboard | M4 - Warm White Smooth + White Core Width: 1.5”
F1364 - Gray Oak Cap Frame - Width: 0.77”

D2807S56124-4729 21 x 1¼ x 16 in	D2807S56126-4729 29 x 1¼ x 22 in	D2807S56128-4729 37 x 1¼ x 27 in
D2807S56125-4729 25 x 1¼ x 19 in	D2807S56127-4729 33 x 1¼ x 25 in	D2807S56129-4729 41 x 1¼ x 30 in

Little Boxes 1 pays respect to Architectonic, an art style that integrates architectural principles and aesthetics into artistic compositions. This work on paper accentuates geometric forms and the interplay of objects in space that invites the eye to form its own narrative. Implied lines, the use of light and dark, and a clever color scheme in bone white, mocha, and sienna add to the intrigue of the work.

A striking composition on textured paper, Little Boxes 1 uses a pleasing color palette to bring abstracted forms to life. Part of the carefully curated ART by TA collection.



Serenity's Palette 1

Textured Paper - Single Matboard | M5 - White Smooth + White Core Width: 2”
F1349 - Silver Patina Cap Frame - Width: 1.125”

D2809S56165-4721 20 x 0¾ x 25 in	D2809S56167-4721 28 x 0¾ x 35 in	D2809S56169-4721 36 x 0¾ x 46 in
D2809S56166-4721 24 x 0¾ x 30 in	D2809S56168-4721 32 x 0¾ x 41 in	D2809S56170-4721 40 x 0¾ x 51 in

Serenity's Palette 1 is a composition of contrasts that combines linear shapes and organic forms dynamically arranged on the picture plane. An exquisite composition on textured paper, this piece challenges the eye by offering a variety of elements that demand attention. A solid block of color is punctuated by dark stitching and small spheres that provide anchor. A brick-like object offers a focal point while hand-drawn biomorphic objects add dimension. A natural color palette in pale sand, mustard, and greige with accents in crimson and pumpkin enhances the contrasting nature of the work.

A dynamic and rich work of art, Serenity's Palette 1 is a striking addition to ART by TA.



In Search of 1

Canvas | Hand Embellished Semi Gloss | F1343 - White Oak Floater Frame - Width: 0.33"

D2789S55772-4728 19 x 2.063 x 23 in	D2789S55774-4728 31 x 2.063 x 37 in	D2789S55776-4728 43 x 2.063 x 51 in
D2789S55773-4728 25 x 2.063 x 30 in	D2789S55775-4728 37 x 2.063 x 44 in	D2789S55777-4728 49 x 2.063 x 59 in

In Search of 1 is suggestive of the work of Helen Frankenthaler, an American Abstract Expressionist painter known for her major contributions to the history of postwar American painting. This work on canvas features elements of landscape painting combined with a stained color field picture plane. A twist on the style is the hand-drawn marks and scribbles that add a playful touch. An understated color palette offers a strata effect in grass green, dusky pink, muted turquoise, and vanilla cloud.

Subtle forms quietly break up a softened palette in this remarkable work of art on canvas. A beautiful and striking addition to the carefully curated ART by TA collection.



Luminous Expressions 1

Canvas | Hand Embellished Semi Gloss | F1343 - White Oak Floater Frame - Width: 0.33"

D2791S55811-4744 19 x 2.063 x 23 in	D2791S55813-4744 31 x 2.063 x 37 in	D2791S55815-4744 43 x 2.063 x 51 in
D2791S55812-4744 25 x 2.063 x 30 in	D2791S55814-4744 37 x 2.063 x 44 in	D2791S55816-4744 49 x 2.063 x 59 in

Luminous Expressions 1 evokes the signature style of Helen Frankenthaler, the renowned American Abstract Expressionist. This work on canvas seamlessly melds aspects of landscape painting with the delicate touch of Color Field staining. What sets it apart are the whimsical hand-drawn markings sprinkled throughout. Its subtle color gradient, ranging from verdant green to dusky pink, then transitioning to a soft turquoise and finishing with a hint of vanilla cloud, lends the artwork a layered depth.

Part of the carefully curated ART by TA collection, a serene palette becomes an invitation to quiet reflection in this striking work of art on canvas.



Celadon Haze 1

Canvas | Hand Embellished Semi Gloss | F1342 - Natural Oak Floater Frame - Width: 0.33"

D2782S55632-4690 19 x 2.063 x 27 in	D2782S55634-4690 31 x 2.063 x 44 in	D2782S55636-4690 43 x 2.063 x 62 in
D2782S55633-4690 25 x 2.063 x 36 in	D2782S55635-4690 37 x 2.063 x 53 in	D2782S55637-4690 49 x 2.063 x 70 in

Celadon Haze 1 is a whimsical work reminiscent of Cy Twombly’s creations from the mid-1950s. Echoing Twombly’s signature style, it features hand-drawn elements, whimsical doodles, and rich clumps of vibrant white paint on canvas. The piece resonates with a visual poetry, and its subtle color scheme of pewter, stormy grey, and charcoal with a pop of burnt orange adds a playful tone.

A mesmerizing work of art on canvas, Celadon Haze 1 is a stunning addition to ART by TA. Pairs beautifully with Celadon Haze 2.



Celadon Haze 2

Canvas | Hand Embellished Semi Gloss | F1342 - Natural Oak Floater Frame - Width: 0.33"

D2782S55632-4691 19 x 2.063 x 27 in	D2782S55634-4691 31 x 2.063 x 44 in	D2782S55636-4691 43 x 2.063 x 62 in
D2782S55633-4691 25 x 2.063 x 36 in	D2782S55635-4691 37 x 2.063 x 53 in	D2782S55637-4691 49 x 2.063 x 70 in

Celadon Haze 2 evokes the playful spirit of Cy Twombly’s mid-1950s pieces. Drawing inspiration from Twombly’s iconic approach, the artwork displays hand-drawn marks, enchanting doodles, and a distinctive sweeping brush stroke in the middle of the work. The piece offers a lyrical beauty complemented by a nuanced palette blending warm beige, champagne, and vanilla with accents of burnt orange.

A mesmerizing work of art on canvas, Celadon Haze 2 is a stunning addition to ART by TA. Pairs beautifully with Celadon Haze 1.



Textured Walls 1

Canvas | Hand Embellished Semi Gloss | F1337 - Silver Whitewash Floater Frame - Width: 0.313"

D2813S56252-4770 20 x 2 x 14 in	D2813S56254-4770 32 x 2 x 22 in	D2813S56256-4770 44 x 2 x 30 in
D2813S56253-4770 26 x 2 x 18 in	D2813S56255-4770 38 x 2 x 26 in	

Textured Walls 1 recalls the mid-1960s works of Robert Ryman, a celebrated American painter best known for his white-on-white minimalist compositions. In this highly textural painting on canvas, layered paint forms a horizontal banding across the upper portion of the canvas, while a more delicate approach is taken across the remainder of the piece.

A striking display of technique and material, Textured Walls 1 is a remarkable work of art in a subtle color palette of light grey, linen, and oyster. Part of the carefully curated ART by TA collection. Pairs beautifully with Textured Walls 2.




Textured Walls 2

Canvas | Hand Embellished Semi Gloss | F1337 - Silver Whitewash Floater Frame - Width: 0.313"

D2813S56252-4771 20 x 2 x 14 in	D2813S56254-4771 32 x 2 x 22 in	D2813S56256-4771 44 x 2 x 30 in
D2813S56253-4771 26 x 2 x 18 in	D2813S56255-4771 38 x 2 x 26 in	

Textured Walls 2 recalls the mid-1960s works of Robert Ryman, a celebrated American painter best known for his white-on-white minimalist compositions. In this highly textural painting on canvas, layered paint forms a horizontal banding across the upper portion of the canvas, while a more delicate approach is taken across the remainder of the piece.

Textured Walls 2 is a striking composition that displays a mastery of technique and material in a subtle color palette of light grey, linen, and oyster. In the center, a line of grey adds balance to a predominantly linen background. Part of a two-part series and a remarkable addition to the carefully curated ART by TA collection.



Ruminate 1

Canvas | Hand Embellished Semi Gloss | F1337 - Silver Whitewash Floater Frame - Width: 0.313"

D2783S55652-4743
19 x 2 x 28 in

D2783S55654-4743
31 x 2 x 46 in

D2783S55656-4743
43 x 2 x 64 in

D2783S55653-4743
25 x 2 x 37 in

D2783S55655-4743
37 x 2 x 55 in

D2783S55657-4743
49 x 2 x 73 in

Ruminate 1 recalls the mid-1950s work of American painter Cy Twombly. In keeping with Twombly's style, this impressive work features scribbles, drawn objects, and dabs of bright white paint. Taken together, these details convey a sense of fluidity and abstract movement that can be felt across the canvas. A muted color palette of light grey, platinum, and eggshell tie the piece together.

A beautiful addition to ART by TA, Ruminate 1 uses subtle forms and tones to create an air of quiet reflection.



Grove Sketch 1

Textured Paper - Single Matboard | M5 - White Smooth + White Core Width: 3"
F1326 - Antique Silver Cap Frame - Width: 2"

D2788S55745-4767
20 x 0⅔ x 23 in

D2788S55747-4767
28 x 0⅔ x 33 in

D2788S55748-4767
32 x 0⅔ x 38 in

D2788S55746-4767
24 x 0⅔ x 28 in

D2788S55749-4767
30 x 0⅔ x 36 in

D2788S55750-4767
40 x 0⅔ x 48 in

Grove Sketch is an immersive three-part series of graphite compositions on textured paper. In Grove Sketch 1, a thin grouping of trees in the forefront draws the eye before subtly giving way to a nearby mountain range. Throughout the piece, falling leaves, shaded outlines, and bare branches are suggestive of late autumn. Along the ground, tree roots and blades of grass are used to carefully complete the quiet forest imagery.

The hushed tones and subtle details within Grove Sketch 1 work beautifully against a soft pastel grey background. A mesmerizing addition to the carefully curated ART by TA collection.



Grove Sketch 2

Textured Paper - Single Matboard | M5 - White Smooth + White Core Width: 3”
F1326 - Antique Silver Cap Frame - Width: 2”

D2788S55745-4768 20 x 0⅔ x 23 in	D2788S55747-4768 28 x 0⅔ x 33 in	D2788S55748-4768 32 x 0⅔ x 38 in
D2788S55746-4768 24 x 0⅔ x 28 in	D2788S55749-4768 30 x 0⅔ x 36 in	D2788S55750-4768 40 x 0⅔ x 48 in

Grove Sketch is an immersive three-part series of graphite compositions on textured paper. In Grove Sketch 2, two heavily shaded trees become a frame for the mountain range in the distance. Serving as the central focus of the piece, the rocky slopes of the mountain are given texture and dimensionality through careful hatching. Throughout the work, falling leaves, shaded outlines, and bare branches are indicative of late autumn. Along the ground, lines suggestive of tree roots and blades of grass are used to complete the quiet forest imagery.

The hushed tones and subtle details within Grove Sketch 2 work beautifully against a soft pastel grey background. A mesmerizing addition to the carefully curated ART by TA collection.



Grove Sketch 3

Textured Paper - Single Matboard | M5 - White Smooth + White Core Width: 3”
F1326 - Antique Silver Cap Frame - Width: 2”

D2788S55745-4769 20 x 0⅔ x 23 in	D2788S55747-4769 28 x 0⅔ x 33 in	D2788S55748-4769 32 x 0⅔ x 38 in
D2788S55746-4769 24 x 0⅔ x 28 in	D2788S55749-4769 30 x 0⅔ x 36 in	D2788S55750-4769 40 x 0⅔ x 48 in

Grove Sketch is an immersive three-part series of graphite compositions on textured paper. In Grove Sketch 3, a cascade of falling leaves takes the central focus. In the forefront, two heavily shaded trees frame the piece, while a lighter tree left of center offers balance. In the background, hatching gives definition to a nearby mountain range. Throughout the piece, falling leaves, shaded outlines, and bare branches are suggestive of late autumn. Along the ground, tree roots and blades of grass are used to carefully complete the quiet forest imagery.

The hushed tones and subtle details within Grove Sketch 3 work beautifully against a soft pastel grey background. A mesmerizing addition to the carefully curated ART by TA collection.



Rustic Reverie 1

Textured Paper - Single Matboard | M4 - Warm White Smooth + White Core Width: 1.5”
F1364 - Gray Oak Cap Frame - Width: 0.77”

D2777S55525-4700
20 x 1¼ x 25 in

D2777S55527-4700
28 x 1¼ x 36 in

D2777S55529-4700
36 x 1¼ x 46 in

D2777S55526-4700
24 x 1¼ x 30 in

D2777S55528-4700
32 x 1¼ x 41 in

D2777S55530-4700
40 x 1¼ x 51 in

Rustic Reverie 1 captures a nostalgic spirit by offering the iconic Americana façade—the Barn. Here, a large barn fills the flat picture plane surface with a structure of geometric shapes that build onto each other to form the whole. Line plays a distinct role by outlining the patchwork shapes while the color palette underscores the weather-worn tone of the work. Line and a color palette in smoke grey, steel blue, ivory, and creamy white combine to give the work a three-dimensional effect.

Part of the carefully curated ART by TA Collection. Rustic Reverie 1 embodies the essence of the American landscape, where each line and shape speaks to a storied past. Pairs beautifully with Rustic Reverie 2.



Rustic Reverie 2

Textured Paper - Single Matboard | M4 - Warm White Smooth + White Core Width: 1.5”
F1364 - Gray Oak Cap Frame - Width: 0.77”

D2777S55525-4701
20 x 1¼ x 25 in

D2777S55527-4701
28 x 1¼ x 36 in

D2777S55529-4701
36 x 1¼ x 46 in


D2777S55526-4701
24 x 1¼ x 30 in

D2777S55528-4701
32 x 1¼ x 41 in

D2777S55530-4701
40 x 1¼ x 51 in


Rustic Reverie 2 is a quintessential view of the back of the iconic American barn. In this work, minimalism prevails while texture provides the focal point. The grain of weathered wood is rendered through meticulous line work and the careful application of light and shading in bleached white and dove grey. Scale is achieved by the addition of a small geometric outbuilding with walls in mocha brown and a roof in pewter grey. The eye draws itself to three central points – a small white door and the negative space created by two barn windows in the upper half of the picture plane. A muted-blue background and hunter-green foreground add depth while giving a sense of three-dimensionality.

Part of the carefully curated ART by TA collection, Rustic Reverie 2 invites the viewer into the serene stillness of the barn’s history that speaks of time’s quiet passage. Pairs beautifully with Rustic Reverie 1.



Smokey Ridge 1 is a nostalgic work of art on textured paper. Filling the picture plane surface, the quintessential view of the back of the American Barn captures the attention and focus of the viewer. Across three levels, line plays a distinct role by outlining patchwork shapes, vertical slatting, and antique framed windows. A muted color palette underscores the weather-worn tone of the work, while dimensionality is achieved through a skillful palette of vanilla, onyx, and dark brown.

The first of a three-part series on textured paper, Smokey Ridge 1 gracefully captures the nostalgia of an iconic form in this addition ART by TA.



Smokey Ridge 2 is a nostalgic work of art on textured paper. Across a minimalist picture plane of serene tones and familiar geometric shapes, the iconic imagery of the American Barn takes shape. Vertical slatting and darkened doorways and windows draw the eye toward weather-worn boards and textural shading for a presence that feels both antique and three-dimensional. Set against a background of cool grey, a palette of vanilla onyx, and dark brown beautifully complete the imagery.

The second of a three-part series on textured paper, Smokey Ridge 2 gracefully captures the nostalgia of an iconic form in this addition ART by TA.

Smokey Ridge 1

Textured Paper - Single Matboard | M4 - Warm White Smooth + White Core Width: 6”
F1364 - Gray Oak Cap Frame - Width: 0.77”

D2778S55545-4758
21 x 1¼ x 28 in

D2778S55547-4758
29 x 1¼ x 44 in

D2778S55549-4758
37 x 1¼ x 60 in

D2778S55546-4758
25 x 1¼ x 36 in

D2778S55548-4758
33 x 1¼ x 52 in

Smokey Ridge 2

Textured Paper - Single Matboard | M4 - Warm White Smooth + White Core Width: 6”
F1364 - Gray Oak Cap Frame - Width: 0.77”

D2778S55545-4759
21 x 1¼ x 28 in

D2778S55547-4759
29 x 1¼ x 44 in

D2778S55549-4759
37 x 1¼ x 60 in

D2778S55546-4759
25 x 1¼ x 36 in

D2778S55548-4759
33 x 1¼ x 52 in



Smokey Ridge 3 is a nostalgic work of art on textured paper. In this piece, minimalism prevails while texture provides the focal point. The grain of weathered wood is rendered through meticulous line work and the careful application of light and shading. The eye draws itself to three central points – a large open door and the negative space created by two barn windows in the middle and upper half of the picture plane. A muted cool grey background adds depth to a color palette of onyx, grey, and vanilla, while giving a sense of three-dimensionality.

The last of a three-part series on textured paper, Smokey Ridge 3 gracefully captures the nostalgia of an iconic form in this addition ART by TA.

Smokey Ridge 3

Textured Paper - Single Matboard | M4 - Warm White Smooth + White Core Width: 6”
F1364 - Gray Oak Cap Frame - Width: 0.77”

D2778S55545-4760
21 x 1¼ x 28 in

D2778S55547-4760
29 x 1¼ x 44 in

D2778S55549-4760
37 x 1¼ x 60 in

D2778S55546-4760
25 x 1¼ x 36 in

D2778S55548-4760
33 x 1¼ x 52 in



Enigma 1

Textured Paper - Single Matboard | M5 - White Smooth + White Core Width: 2”
F1349 - Silver Patina Cap Frame - Width: 1.125”

D2806S56105-4722
20 x 0¾ x 25 in

D2806S56107-4722
28 x 0¾ x 35 in

D2806S56109-4722
36 x 0¾ x 46 in

D2806S56106-4722
24 x 0¾ x 30 in

D2806S56108-4722
32 x 0¾ x 41 in

D2806S56110-4722
40 x 0¾ x 51 in

Enigma 1 is a superb example of abstract still life, an art style that focuses less on realistically replicating objects in favor of eliciting conceptual interpretations. This work relies on geometric and organic shapes along with implied lines, doodles, and solid areas of textured color to create a dance between the structured and the chaotic. The well-chosen color palette in dusky blue, greige, maize, and alabaster is accented by pops of crimson, pumpkin, and charcoal.

A mesmerizing addition to ART by TA, Enigma 1 invites the viewer to go beyond the surface and contemplate the sublime.



Abstract Cipher 1 is an exquisite study of technique and color with just a hint of mark-making. A masterful composition, this work on paper uses layers of multiple colors to achieve a textural feel, while a sense of movement is created using a cascade effect of the texturing and layering. A tranquil color scheme in baby blue and dark denim is punctuated by snow-white dollops of color. The scene is anchored by a bone-white backdrop.

The harmonious use of color, texture, and space draws the viewer into a meditative exploration in this work on textured paper. Part of the carefully curated ART by TA collection.

Abstract Cipher 1

Textured Paper - Single Matboard | M5 - White Smooth + White Core Width: 3"
F992 - Black Cap Frame - Width: 0.875"

D2785S55684-4736
20 x 1¼ x 26 in

D2785S55686-4736
28 x 1¼ x 38 in

D2785S55688-4736
36 x 1¼ x 50 in

D2785S55685-4736
24 x 1¼ x 32 in

D2785S55687-4736
32 x 1¼ x 44 in

D2785S55689-4736
40 x 1¼ x 56 in



All of the Clouds 1

Canvas | Hand Embellished Semi Gloss | F1335 - Champagne Texture Floater Frame - Width: 0.375"

D2814S56272-4718
20 x 2 x 15 in

D2814S56274-4718
32 x 2 x 24 in

D2814S56276-4718
44 x 2 x 33 in

D2814S56273-4718
26 x 2 x 20 in

D2814S56275-4718
38 x 2 x 29 in

D2814S56277-4718
50 x 2 x 38 in

All of the Clouds 1 captures a sunny coastal landscape in the moments surrounding a storm. Toward the top of the canvas, grey blues meet darker slate tones amidst dense and shaded clouds. Along the horizon, a muted palette of soft amber, coral, and light grey break up the sky and water. In the distance, sailboats add visual interest.

Part of the carefully curated ART by TA collection, All of the Clouds 1 invites the viewer to escape into the peaceful meditation of this pleasant coastal scene.



Whispered Echoes 1

Canvas | Hand Embellished Semi Gloss | F1332 - Silver Floater Frame - Width: 0.375"

D2784S55671-4723 14 x 2 x 14 in	D2784S55673-4723 26 x 2 x 26 in	D2784S55675-4723 38 x 2 x 38 in
D2784S55672-4723 20 x 2 x 20 in	D2784S55674-4723 32 x 2 x 32 in	D2784S55676-4723 44 x 2 x 44 in

Whispered Echoes 1 uses muted tones and a blurred presentation to convey a sky of abstracted, swirling clouds. Ash and cool greys bring a tranquil presence to the canvas, while striking splashes of regent grey and slate add visual interest. Toward the top left of the canvas, highly textural dabs of color become the focal point of this mesmerizing work of art.

Part of the carefully curated ART by TA collection.



Drifting into the Abstract 1

Canvas | Hand Embellished Semi Gloss | F1335 - Champagne Texture Floater Frame - Width: 0.375"

D2803S56052-4719 20 x 2 x 20 in	D2803S56054-4719 32 x 2 x 32 in	D2803S56056-4719 44 x 2 x 44 in
D2803S56053-4719 26 x 2 x 26 in	D2803S56055-4719 38 x 2 x 38 in	D2803S56057-4719 50 x 2 x 50 in

Drifting into the Abstract 1 is a mesmerizing work on canvas that recalls the soak-staining technique developed by American Abstractionist Helen Frankenthaler. Using thinned layers of color, a translucency and saturation are achieved across the entirety of the canvas, broken up only by a thin grey line that composes the abstract horizon. Muted tones of lavender grey, cadet blue, and dawn compose the top of the canvas, while the bottom half is more densely formed in subtle shades of vanilla, ash grey, and pale slate.

Part of the carefully curated ART by TA collection, Drifting into the Abstract 1 is a masterpiece on canvas.



Plane of Existence 1

Canvas | Hand Embellished Semi Gloss | F1343 - White Oak Floater Frame - Width: 0.33"

D2797S55931-4742
19 x 2.063 x 19 in

D2797S55933-4742
31 x 2.063 x 31 in

D2797S55935-4742
43 x 2.063 x 43 in

D2797S55932-4742
25 x 2.063 x 25 in

D2797S55934-4742
37 x 2.063 x 37 in

D2797S55936-4742
49 x 2.063 x 49 in

Plane of Existence 1 is a magnificent work of art on canvas. Displaying a mastery of composition, technique, and color theory, a figure-ground perspective is expertly established, allowing the viewer an appreciation of the separation of foreground and background. In the distance, a light grey sky is broken up by a darker palette of iron, ash, and grey. Along the horizon, a sharp slate adds a sense of depth and dimension.

Abstract and textural, Plane of Existence 1 is a masterful composition on canvas. Part of the carefully curated ART by TA collection.



Through Thick Fog 1

Canvas | Hand Embellished Semi Gloss | F381 - Silver Cap Frame - Width: 0.875"
F1354 - Natural Linen Liner - Width: 1.25"

D2800S55991-4720
19 x 1.625 x 14 in

D2800S55993-4720
31 x 1.625 x 22 in

D2800S55995-4720
43 x 1.625 x 30 in

D2800S55992-4720
25 x 1.625 x 18 in

D2800S55994-4720
37 x 1.625 x 26 in

D2800S55996-4720
49 x 1.625 x 34 in

Through Thick Fog 1 displays a mesmerizing coastal scene through an abstracted lens. Along the horizon muted colors of blues and greys break up the composition. In the sky, a darkened cloud in slate draws the viewer's gaze amidst pastel greys and pearls. An overall lightened sky gives the impression of sunlight peeking through while offering balance against the cool greys that trace along an abstracted mountain and sea.

A quiet, pensive composition, Through Thick Fog 1 skillfully uses color and tone to convey a meditative spirit. Part of the carefully curated ART by TA collection.



Peaceful Night 1

Canvas | Hand Embellished Semi Gloss | F1328 - Warm Silver Floater Frame - Width: 0.375"

D2796S55911-4737 19 x 2 x 13 in	D2796S55914-4737 37 x 2 x 25 in	D2796S55917-4737 55 x 2 x 37 in
D2796S55912-4737 25 x 2 x 17 in	D2796S55915-4737 43 x 2 x 29 in	D2796S55918-4737 61 x 2 x 41 in
D2796S55913-4737 31 x 2 x 21 in	D2796S55916-4737 49 x 2 x 33 in	

Peaceful Night 1 is an example of abstract landscape art reminiscent of Joan Mitchell, the renowned American “second generation” Abstract Expressionist painter and printmaker. This work on canvas presents a fusion of traditional landscape imagery together with the aesthetics of abstract art. Here, intense hues, bold brushwork, and dripping techniques convey a unique interpretation of the natural world. The multi-toned color scheme in midnight blue, pale turquoise, slate, and denim is offset by splashes of vanilla and alabaster that pull the viewer into the landscape scene.

An abstract depiction of a dreamy landscape unfolds beautifully in Peaceful Night 1. Part of the carefully curated ART by TA collection.



Twinkling Sky 1

Canvas | Hand Embellished Semi Gloss | F1328 - Warm Silver Floater Frame - Width: 0.375"

D2801S56011-4738 19 x 2 x 13 in	D2801S56014-4738 37 x 2 x 25 in	D2801S56017-4738 55 x 2 x 37 in
D2801S56012-4738 25 x 2 x 17 in	D2801S56015-4738 43 x 2 x 29 in	D2801S56018-4738 61 x 2 x 41 in
D2801S56013-4738 31 x 2 x 21 in	D2801S56016-4738 49 x 2 x 33 in	

Twinkling Sky 1 is representative of abstract landscape art that fuses traditional landscape motifs with elements of abstract technique This work on canvas radiates energy and movement utilizing strongly defined structural shapes that combine with fluid swaths of color. Contour and implied lines co-exist with irregular forms in a charming color palette of teal, charcoal, denim, and vanilla.

Part of the carefully curated ART by TA collection.



Strokes of Viridian 1 is a remarkable landscape painted in an abstract style. Outlined in darker tones of cool grey, slate, and steel, the central focus is given to a narrow strip of light that brilliantly illuminates the sky. Textural brushstrokes in a palette of white smoke and light grey give the painting a serene outlook against a stormy framing. Along the horizon, a curving onyx line is suggestive of moving waters. At the forefront, abstracted forms complete this magnificent composition.

Part of the carefully curated ART by TA collection, Strokes of Viridian 1 invites the viewer into a moment of peaceful contemplation. A beautiful companion piece to Strokes of Viridian 2.

Strokes of Viridian 1

Canvas | Hand Embellished | F1328 - Warm Silver Floater Frame - Width: 0.375"

D2808S56152-4704 15 x 2 x 33 in	D2808S56154-4704 27 x 2 x 60 in	D2808S56156-4704 39 x 2 x 87 in
D2808S56153-4704 21 x 2 x 46 in	D2808S56155-4704 33 x 2 x 73 in	




Strokes of Viridian 2 is a remarkable landscape painted in an abstract style. Outlined in darker tones of cool grey, slate, and steel, the central focus is given to a narrow strip of light that brilliantly illuminates the sky. Textural brushstrokes in a palette of white smoke and light grey give the painting a serene outlook against a stormy framing. Along the horizon, a gently tilting onyx line creates a perception of moving waters. At the forefront, a swooping rounded form draws the eye. Near the middle, a small abstracted shape in charcoal grey adds a splash of color.

Part of the carefully curated ART by TA collection, Strokes of Viridian 2 invites the viewer into a moment of peaceful contemplation. A beautiful companion piece to Strokes of Viridian 1.

Strokes of Viridian 2

Canvas | Hand Embellished | F1328 - Warm Silver Floater Frame - Width: 0.375"

D2808S56152-4705 15 x 2 x 33 in	D2808S56154-4705 27 x 2 x 60 in	D2808S56156-4705 39 x 2 x 87 in
D2808S56153-4705 21 x 2 x 46 in	D2808S56155-4705 33 x 2 x 73 in	



Amethyst Lense 1

Canvas | Top Coat Semi Gloss | F1332 - Silver Floater Frame - Width: 0.375"

D2774S55472-4726 20 x 2 x 17 in	D2774S55474-4726 32 x 2 x 27 in	D2774S55476-4726 44 x 2 x 37 in
D2774S55473-4726 26 x 2 x 22 in	D2774S55475-4726 38 x 2 x 32 in	D2774S55477-4726 50 x 2 x 42 in

Amethyst Lense 1 is a captivating work that explores the style of hyper abstraction. Through ingenious manipulation of light reflections and refractions, this work on canvas manifests transformative energy, evoking both kinetic motion and profound depth. Cut into the middle of the dreamlike motif is a sharp triangle that inserts structure. A blue color field in ultramarine and dark denim coexist with hints of amethyst. The clever addition of an organic bright white shape hiding a coral orb in the center provides the composition with an illusionary dimension.

An engaging addition to ART by TA, Amethyst Lense 1 is a masterful study of color, light, and technique.




Depths of Indigo 1

Canvas | Top Coat Semi Gloss | F1332 - Silver Floater Frame - Width: 0.375"

D2775S55492-4727 20 x 2 x 20 in	D2775S55494-4727 32 x 2 x 32 in	D2775S55496-4727 44 x 2 x 44 in
D2775S55493-4727 26 x 2 x 26 in	D2775S55495-4727 38 x 2 x 38 in	D2775S55497-4727 50 x 2 x 50 in

Depths of Indigo 1 is a fascinating study of juxtaposition using a hyper-abstraction style. The work on canvas plays in dualities of composition. Two contrasting scenes present a tranquil motif in the upper portion of the picture plane offset by a turbulent vista in the lower. A strong implied line separating the two views offers a bit of balance. Variations are made more pronounced by a nearly solid color field on top set off by multiple tonalities below. The insertion of uncanny elements – a mysterious illuminated blob, a shock of bright yellow, seemingly atmospheric elements – lends a celestial feel to the composition. A mostly blue color palette in midnight blue with streaks of turquoise and illuminating white creates a sense of ethereal depth, drawing the viewer into a contemplative journey in space.

An engaging addition to ART by TA, Depths of Indigo 1 is a masterful study of color, light, and technique.



Into the Labyrinth 1

Canvas | Top Coat Semi Gloss | F1332 - Silver Floater Frame - Width: 0.375"

D2776S55512-4725
19 x 2 x 28 in

D2776S55514-4725
31 x 2 x 46 in

D2776S55516-4725
43 x 2 x 64 in

D2776S55513-4725
25 x 2 x 37 in

D2776S55515-4725
37 x 2 x 55 in

D2776S55517-4725
49 x 2 x 73 in

Into the Labyrinth 1 is an intriguing work on canvas that considers the realm of hyperabstraction. Transformative power is achieved by the clever use of reflected and refracted light, creating dynamic movement as well as a sense of deep depth. The dreamlike motif is interrupted by intentionally visible brushwork. A unique color palette in shades of lilac, grape, and cerulean fills the picture plane, while a stroke of illuminated white pierces the composition providing the gaze with a sharp focal point.

An engaging addition to ART by TA, Into the Labyrinth 1 is a masterful study of color, light, and technique.



Earthen Serenade 1

Canvas | Hand Embellished Semi Gloss | F1343 - White Oak Floater Frame - Width: 0.33"

D2805S56091-4706
14 x 2.063 x 14 in

D2805S56093-4706
26 x 2.063 x 26 in


D2805S56095-4706
38 x 2.063 x 38 in

D2805S56092-4706
20 x 2.063 x 20 in

D2805S56094-4706
32 x 2.063 x 32 in

Earthen Serenade 1 showcases the nuances of Abstract Illusionism, a style that joins abstract elements with painterly techniques to create three-dimensional depth on a flat surface. This work on canvas toys with viewers’ perceptions through the interchange between objects that seem to float above the picture plane and the shadows they cast, which create spatial ambiguity. The illusion of depth and volume is achieved through shading and gradation. An intricate layering of brown tones in tan, sand, and mocha is punctuated by patches of sky blue and cream that tie together the illusion.

A mesmerizing composition on canvas, Earthen Serenade 1 is an alluring addition to ART by TA. Pairs beautifully with Earthen Serenade 2 and 3.



Earthen Serenade 2

Canvas | Hand Embellished Semi Gloss | F1343 - White Oak Floater Frame - Width: 0.33"

D2805S56091-4707
14 x 2.063 x 14 in

D2805S56093-4707
26 x 2.063 x 26 in

D2805S56095-4707
38 x 2.063 x 38 in

D2805S56092-4707
20 x 2.063 x 20 in

D2805S56094-4707
32 x 2.063 x 32 in

Earthen Serenade 2 showcases the nuances of Abstract Illusionism, a style that joins abstract elements with painterly techniques to create three-dimensional depth on a flat surface. Here, perspective is offered in unexpected ways that challenge the viewer's perceptions. Depth and dimension are cleverly rendered through skillful shading and gradient techniques. The eye is intrigued by objects that appear to hover above the canvas as their shadows create spatial uncertainty. The brown palette in beige, cocoa, and mocha is set against contrasting touches of sky blue, navy, and white. A closer look reveals hand-drawn marks that further enhance the illusionistic experience.

A mesmerizing composition on canvas, Earthen Serenade 2 is an alluring addition to ART by TA. Pairs beautifully with Earthen Serenade 1 and 3.



Earthen Serenade 3

Canvas | Hand Embellished Semi Gloss | F1343 - White Oak Floater Frame - Width: 0.33"

D2805S56091-4708
14 x 2.063 x 14 in

D2805S56093-4708
26 x 2.063 x 26 in

D2805S56095-4708
38 x 2.063 x 38 in

D2805S56092-4708
20 x 2.063 x 20 in

D2805S56094-4708
32 x 2.063 x 32 in

Earthen Serenade 3 showcases the nuances of Abstract Illusionism, a style that joins abstract elements with painterly techniques to create three-dimensional depth on a flat surface. In this work on canvas, seemingly floating shapes and intangible forms combine to create visual depth. The carefully crafted layering of gradient color and shading adds dimension. The earthy palette of beige, cocoa, and mocha is juxtaposed with striking accents of sky blue, navy, and white. Inserted into this illusion are hand-drawn marks and visible paint drips.

A mesmerizing composition on canvas, Earthen Serenade 3 is an alluring addition to ART by TA. Pairs beautifully with Earthen Serenade 1 and 2.



Chipped Away 1 draws strong inspiration from Robert Rauschenberg’s iconic 1950s pieces, showcasing a departure from conventional artistic norms. This minimalist creation combines strong brushwork with hand-drawn mark. A close look reveals an homage to Rauschenberg’s famous use of collage, here with fragments of newsprint. These elements, coupled with subtle dabs of paint, give the work a sense of layered texture. A muted color scheme of sand, champagne, and charcoal complement the subdued nature of the work.

Part of the carefully curated ART by TA collection, Chipped Away 1 is a compelling and elegant composition on canvas. Pairs beautifully with Chipped Away 2.



Chipped Away 2 elegantly plays off Robert Rauschenberg’s iconic 1950s pieces by showcasing a departure from conventional artistic norms. Hand-drawn marks punctuate heavy brushwork and dabs of paint with pieces of torn newsprint peaking through. Taken as a whole, the effect produces a layered texture. A muted color scheme of dark sand, champagne, and charcoal complement the subtle nature of the work.

Part of the carefully curated ART by TA collection, Chipped Away 2 is a compelling composition on canvas. Pairs beautifully with Chipped Away 1.

Chipped Away 1

Canvas | Hand Embellished Semi Gloss | F1336 - Black Texture Floater Frame - Width: 0.375"

D2802S56032-4709
19 x 2 x 28 in

D2802S56034-4709
31 x 2 x 47 in

D2802S56036-4709
43 x 2 x 65 in

D2802S56033-4709
25 x 2 x 37 in

D2802S56035-4709
37 x 2 x 56 in

D2802S56037-4709
49 x 2 x 74 in

Chipped Away 2

Canvas | Hand Embellished Semi Gloss | F1336 - Black Texture Floater Frame - Width: 0.375"

D2802S56032-4710
19 x 2 x 28 in

D2802S56034-4710
31 x 2 x 47 in

D2802S56036-4710
43 x 2 x 65 in

D2802S56033-4710
25 x 2 x 37 in

D2802S56035-4710
37 x 2 x 56 in

D2802S56037-4710
49 x 2 x 74 in



Transcendence 1

Canvas- Framed | Hand Embellished Semi Gloss | F1349 - Silver Patina Cap Frame - Width: 1.125"

D2812S56232-4711 20 x 0¾ x 23 in	D2812S56234-4711 32 x 0¾ x 38 in	D2812S56236-4711 44 x 0¾ x 52 in
D2812S56233-4711 26 x 0¾ x 31 in	D2812S56235-4711 38 x 0¾ x 45 in	D2812S56237-4711 50 x 0¾ x 59 in

Transcendence 1 magnificently recalls the early works of Adolph Gottlieb, an American abstract painter. Across the canvas highly tactile biomorphic forms and abstracted symbols offer visual interest, while an interplay between faint and more pronounced markings conveys a sense of movement. Varied brushstrokes and saturation add to the highly textural feel and come boldly together in a rich palette of ash, burnt umber, onyx, and grey.

A visual masterpiece, Transcendence 1 is a remarkable addition to ART by TA. Pairs beautifully with Transcendence 2.



Transcendence 2

Canvas- Framed | Hand Embellished Semi Gloss | F1349 - Silver Patina Cap Frame - Width: 1.125"

D2812S56232-4712 20 x 0¾ x 23 in	D2812S56234-4712 32 x 0¾ x 38 in	D2812S56236-4712 44 x 0¾ x 52 in
D2812S56233-4712 26 x 0¾ x 31 in	D2812S56235-4712 38 x 0¾ x 45 in	D2812S56237-4712 50 x 0¾ x 59 in

Transcendence 2 magnificently recalls the early works of Adolph Gottlieb, an American abstract painter. In the upper right-hand corner, a swath of burnt umber draws the viewer’s gaze. Across the canvas highly tactile biomorphic forms and abstracted symbols offer visual interest, while an interplay between faint and more pronounced markings conveys a sense of movement. Varied brushstrokes and saturation add to the highly textural feel and come boldly together in a rich palette of ash, olive, onyx, and grey.

A visual masterpiece, Transcendence 2 is a remarkable addition to ART by TA. Pairs beautifully with Transcendence 1.



Joie de Vivre 1

Canvas | Hand Embellished Semi Gloss | F1339 - Silver Foil Floater Frame - Width: 0.375"

D2790S55792-4739 20 x 2 x 20 in	D2790S55794-4739 32 x 2 x 32 in	D2790S55796-4739 44 x 2 x 44 in
D2790S55793-4739 26 x 2 x 26 in	D2790S55795-4739 38 x 2 x 38 in	D2790S55797-4739 50 x 2 x 50 in

Taken literally, Joie de Vivre 1 is an exuberant enjoyment of life. This enthusiastic work on canvas achieves rapid movement using bold gestural brushstrokes of intense color. Playful marks are interspersed throughout the composition adding to its sense of joy. On top of a whitewashed backdrop sits bold strokes in lemon yellow along with splashes and pockets of cherry red. A corner set in wine red draws the eye, while thick charcoal marks lend balance.

A playful and striking work on canvas, Joie de Vivre 1 is a beautiful addition to ART by TA.



Magenta Fields 1

Canvas | Hand Embellished Semi Gloss | F1339 - Silver Foil Floater Frame - Width: 0.375"

D2792S55832-4745 19 x 2 x 23 in	D2792S55834-4745 31 x 2 x 37 in	D2792S55836-4745 43 x 2 x 51 in
D2792S55833-4745 25 x 2 x 30 in	D2792S55835-4745 37 x 2 x 44 in	D2792S55837-4745 49 x 2 x 59 in

Magenta Fields 1 is an homage to Color Field painting, a prominent subgenre within the broader Abstract Expressionist movement of the mid-20th century. This work on canvas emphasized the allure of unbroken swathes of pure color. Sheets of color in magenta, muted seafoam green, and peach permeate the picture plane. Loops and marks add a playful counterpoint.

A lively work of art on canvas, Magenta Fields 1 is a joyful addition to ART by TA.



Neo Terracotta 1

Canvas | Hand Embellished Semi Gloss | F1332 - Silver Floater Frame - Width: 0.375"

D2793S55851-4694
19 x 2 x 22 in

D2793S55853-4694
31 x 2 x 36 in

D2793S55855-4694
43 x 2 x 50 in

D2793S55852-4694
25 x 2 x 29 in

D2793S55854-4694
37 x 2 x 43 in

D2793S55856-4694
49 x 2 x 57 in

Neo Terracotta 1 pays homage to the influential American Abstract Expressionist Robert Rauschenberg with color and texture forming a layered visual weave. Here, the metaphorical and the abstract offer a delicate balance in the warm color scheme in salmon, terracotta, and peony pink. A juxtaposition of opposites can be found in the divided picture plane with the top portion featuring heavy brushwork, strong geometric shapes, and assorted marks. A smooth swathe of color and minimal shapes and marks hold forth in the lower portion of the work. Taken together, Neo Terracotta 1 offers the viewer the subtle emotions and intricacies of our existence.

A thought-provoking work of art on canvas, Neo Terracotta 1 is a remarkable addition to ART by TA. Pairs beautifully with Neo Terracotta 2.



Neo Terracotta 2

Canvas | Hand Embellished Semi Gloss | F1332 - Silver Floater Frame - Width: 0.375"

D2793S55851-4695
19 x 2 x 22 in

D2793S55853-4695
31 x 2 x 36 in

D2793S55855-4695
43 x 2 x 50 in

D2793S55852-4695
25 x 2 x 29 in

D2793S55854-4695
37 x 2 x 43 in

D2793S55856-4695
49 x 2 x 57 in

Neo Terracotta 2, evokes the signature style of the renowned American Abstract Expressionist, Robert Rauschenberg. Here, a strong color field dominates the picture plane while a more minimalistic overall scene is offered. Geometric forms, hash marks, and subtle lines dot the field while whimsical drawings add a playful feel. The main color palette relies on salmon while pops of sienna, peachy grey, and bubble-gum pink draw the viewer into this nuanced work.

A thought-provoking work of art on canvas, Neo Terracotta 2 is a remarkable addition to ART by TA. Pairs beautifully with Neo Terracotta 1.



Overcast Day on the Farm 1

Canvas | F1343 - White Oak Floater Frame - Width: 0.33"

D2795S55892-4733
20 x 2.063 x 14 in

D2795S55894-4733
32 x 2.063 x 22 in

D2795S55896-4733
44 x 2.063 x 30 in

D2795S55893-4733
26 x 2.063 x 18 in

D2795S55895-4733
38 x 2.063 x 26 in

D2795S55897-4733
50 x 2.063 x 34 in

Overcast Day on the Farm 1 is an enchanting photograph of a rustic landscape on a cloudy day. Muted tones add a translucent, ethereal quality. Perceived light appears to quietly cast through a hazy sky and down upon a pastoral scene. In the distance, bare tree limbs suggest a late autumn or winter day. A sizeable wooden barn takes the primary visual focus while adding a romantic, nostalgic feeling.

Part of the carefully curated ART by TA collection, Overcast Day on the Farm 1 invites the viewer to enjoy a quiet moment along a dreamy landscape.



Past the Horizon 1

Canvas | Hand Embellished Semi Gloss | F1341 - Walnut Floater Frame - Width: 0.33"

D2771S55411-4735
19 x 2.063 x 15 in

D2771S55413-4735
31 x 2.063 x 24 in

D2771S55415-4735
43 x 2.063 x 33 in

D2771S55412-4735
25 x 2.063 x 19 in

D2771S55414-4735
37 x 2.063 x 28 in

D2771S55416-4735
49 x 2.063 x 37 in

Past the Horizon 1 is an evocative landscape that depicts a flowing stream as it meanders in between two low dunes and draws the viewer's gaze into a distant lake that stretches into the horizon. The minimalist scene with its vast cloud-grey backdrop is complemented by a simple color palette of clay red and moss green. The expanse of the lake, merging with the horizon, evokes feelings of infinity and the unknown, challenging the viewer to ponder what lies "past the horizon."

A striking addition to ART by TA, Past the Horizon 1 is a pensive and quiet painted landscape on canvas.



The Warmest Blue 1 is a tribute to the work of legendary German-born American painter Hans Hoffmann who profoundly influenced the coming of Abstract Expressionism. This work on canvas offers a dynamic interplay of bold geometric forms that provide spatial depth and movement in this two-dimensional work. Tension and interaction are created by the interchange of the shapes and the muted color scheme in blue indigo, denim, soft charcoal, and chocolate.

Full of visual interest and masterful technique, The Warmest Blue 1 is an exquisite addition to ART by TA. Pairs beautifully with The Warmest Blue 2.

The Wamest Blue 1

Canvas | Hand Embellished Semi Gloss | F1332 - Silver Floater Frame - Width: 0.375"

D2811S56212-4696
19 x 2 x 28 in

D2811S56214-4696
31 x 2 x 46 in

D2811S56216-4696
43 x 2 x 64 in

D2811S56213-4696
25 x 2 x 37 in

D2811S56215-4696
37 x 2 x 55 in

D2811S56217-4696
49 x 2 x 73 in



The Warmest Blue 2 is reminiscent of the work of the iconic German American artist Hans Hofmann, a pioneer of Abstract Expressionism. This canvas showcases a dance of strong geometric patterns that join to create depth and motion in its two-dimensional plane. The juxtaposition of shapes and a subdued palette of indigo, denim, soft charcoal, and rich brown generates a captivating tension and dialogue within the piece.

Full of visual interest and masterful technique, The Warmest Blue 2 is an exquisite addition to ART by TA. Pairs beautifully with The Warmest Blue 1.

The Wamest Blue 2

Canvas | Hand Embellished Semi Gloss | F1332 - Silver Floater Frame - Width: 0.375"

D2811S56212-4697
19 x 2 x 28 in

D2811S56214-4697
31 x 2 x 46 in

D2811S56216-4697
43 x 2 x 64 in

D2811S56213-4697
25 x 2 x 37 in

D2811S56215-4697
37 x 2 x 55 in

D2811S56217-4697
49 x 2 x 73 in



Geometric Motion 1

Textured Paper. Black Cap Frame. White Smooth Double Mat | Frame Width: 1.625

D1214S24264-2259 21 x 0¾ x 25 in	D1214S24266-2259 29 x 0¾ x 37 in	D1214S24268-2259 37 x 0¾ x 48 in
D1214S24265-2259 25 x 0¾ x 31 in	D1214S24267-2259 33 x 0¾ x 42 in	D1214S24269-2259 41 x 0¾ x 54 in

Geometric Motion 1 is part of a series of eight geometric drawings that invite the viewer to experience the elegance of minimalist design. These understated compositions showcase line drawing techniques that explore a variety of geometric shapes that highlight the importance of the line in art.

In Geometric Motion 1, bold dark lines provide a central grid while fainter marks, some broken by erasure, underpin the hexagonal composition. The series is reminiscent of Josef Alber’s geometric line drawings of the 1950s. Part of ART by TA, Geometric Motion 1 is an exclusive and original work of art.



Geometric Motion 2

Textured Paper. Black Cap Frame. White Smooth Double Mat | Frame Width: 1.625

D1214S24264-2260 21 x 0¾ x 25 in	D1214S24266-2260 29 x 0¾ x 37 in	D1214S24268-2260 37 x 0¾ x 48 in
D1214S24265-2260 25 x 0¾ x 31 in	D1214S24267-2260 33 x 0¾ x 42 in	D1214S24269-2260 41 x 0¾ x 54 in

Geometric Motion 2 is part of a series of eight geometric drawings that invite the viewer to experience the elegance of minimalist design. These understated compositions showcase line drawing techniques that explore a variety of geometric shapes that highlight the fundamental importance of the line in art.

Geometric Motion 2 features triangular forms that give the allusion of a pyramid. Clean lines and a minimalist approach emphasize the inherent balance and stability of the drawing. The series is reminiscent of Josef Alber’s geometric line drawings of the 1950s. Part of ART by TA, Geometric Motion 2 is an exclusive and original work of art.




Geometric Motion 3

Textured Paper. Black Cap Frame. White Smooth Double Mat | Frame Width: 1.625

D1214S24264-2261 21 x 0¾ x 25 in	D1214S24266-2261 29 x 0¾ x 37 in	D1214S24268-2261 37 x 0¾ x 48 in
D1214S24265-2261 25 x 0¾ x 31 in	D1214S24267-2261 33 x 0¾ x 42 in	D1214S24269-2261 41 x 0¾ x 54 in

Geometric Motion 3 is part of a series of eight geometric drawings that invite the viewer to experience the elegance of minimalist design. These understated compositions showcase line drawing techniques that explore a variety of geometric shapes that highlight the fundamental importance of the line in art.

In Geometric Motion 3, overlapping complex shapes feature distinct line weights and shading techniques that result in a visually striking composition that celebrates the beauty and complexity of geometry. The series is reminiscent of Josef Alber’s geometric line drawings of the 1950s. Part of ART by TA, Geometric Motion 3 is an exclusive and original work of art.




Geometric Motion 4

Textured Paper. Black Cap Frame. White Smooth Double Mat | Frame Width: 1.625

D1214S24264-2262 21 x 0¾ x 25 in	D1214S24266-2262 29 x 0¾ x 37 in	D1214S24268-2262 37 x 0¾ x 48 in
D1214S24265-2262 25 x 0¾ x 31 in	D1214S24267-2262 33 x 0¾ x 42 in	D1214S24269-2262 41 x 0¾ x 54 in

Geometric Motion 4 is part of a series of eight geometric drawings that invite the viewer to experience the elegance of minimalist design. These understated compositions showcase line drawing techniques that explore a variety of geometric shapes that highlight the fundamental importance of the line in art.

Geometric Motion 4 is an understated quadrilateral drawing that reminds one of a child’s kite. The subtle gradation of line weight serves to highlight the work’s unique, simple proportions. The series is reminiscent of Josef Alber’s geometric line drawings of the 1950s. Part of ART by TA, Geometric Motion 4 is an exclusive and original work of art.




Geometric Motion 5

Textured Paper. Black Cap Frame. White Smooth Double Mat | Frame Width: 1.625

D1214S24264-2263 21 x 0¾ x 25 in	D1214S24266-2263 29 x 0¾ x 37 in	D1214S24268-2263 37 x 0¾ x 48 in
D1214S24265-2263 25 x 0¾ x 31 in	D1214S24267-2263 33 x 0¾ x 42 in	D1214S24269-2263 41 x 0¾ x 54 in

Geometric Motion 5 is part of a series of eight geometric drawings that invite the viewer to experience the elegance of minimalist design. These understated compositions showcase line drawing techniques that explore a variety of geometric shapes that highlight the fundamental importance of the line in art.

Geometric Motion 5, is a skillful work that features a hexagonal line drawing that allows for a peaceful moment for observation. The series is reminiscent of Josef Alber’s geometric line drawings of the 1950s. Part of ART by TA, Geometric Motion 5 is an exclusive and original work of art.



Geometric Motion 6

Textured Paper. Black Cap Frame. White Smooth Double Mat | Frame Width: 1.625

D1214S24264-2264 21 x 0¾ x 25 in	D1214S24266-2264 29 x 0¾ x 37 in	D1214S24268-2264 37 x 0¾ x 48 in
D1214S24265-2264 25 x 0¾ x 31 in	D1214S24267-2264 33 x 0¾ x 42 in	D1214S24269-2264 41 x 0¾ x 54 in

Geometric Motion 6 is part of a series of eight geometric drawings that invite the viewer to experience the elegance of minimalist design. These understated compositions showcase line drawing techniques that explore a variety of geometric shapes that highlight the fundamental importance of the line in art.

Geometric Motion 6, a more complex shape takes form and features bold dark lines that are complemented by more subtle marks. The series is reminiscent of Josef Alber’s geometric line drawings of the 1950s. Part of ART by TA, Geometric Motion 6 is an exclusive and original work of art.



Geometric Motion 7

Textured Paper. Black Cap Frame. White Smooth Double Mat | Frame Width: 1.625

D1214S24264-2265 21 x 0¾ x 25 in	D1214S24266-2265 29 x 0¾ x 37 in	D1214S24268-2265 37 x 0¾ x 48 in
D1214S24265-2265 25 x 0¾ x 31 in	D1214S24267-2265 33 x 0¾ x 42 in	D1214S24269-2265 41 x 0¾ x 54 in

Geometric Motion 7 is part of a series of eight geometric drawings that invite the viewer to experience the elegance of minimalist design. These understated compositions showcase line drawing techniques that explore a variety of geometric shapes that highlight the fundamental importance of the line in art.

Geometric Motion 7 features a more complex quadrilateral line drawing that commands the picture frame and invites the viewer to consider perspective. The series is reminiscent of Josef Alber’s geometric line drawings of the 1950s. Part of ART by TA, Geometric Motion 7 is an exclusive and original work of art. Textured paper shown in a Black Cap Frame.



Geometric Motion 8

Textured Paper. Black Cap Frame. White Smooth Double Mat | Frame Width: 1.625

D1214S24264-2266 21 x 0¾ x 25 in	D1214S24266-2266 29 x 0¾ x 37 in	D1214S24268-2266 37 x 0¾ x 48 in
D1214S24265-2266 25 x 0¾ x 31 in	D1214S24267-2266 33 x 0¾ x 42 in	D1214S24269-2266 41 x 0¾ x 54 in

Geometric Motion 8 is part of a series of eight geometric drawings that invite the viewer to experience the elegance of minimalist design. These understated compositions showcase line drawing techniques that explore a variety of geometric shapes that highlight the fundamental importance of the line in art.

Geometric Motion 8, a sense of playfulness can be found in the various geometric lines that comprise the drawing. The subtle gradation of line weight serves to highlight the work’s unique proportions. The series is reminiscent of Josef Alber’s geometric line drawings of the 1950s. Part of ART by TA, Geometric Motion 8 is an exclusive and original work of art.



Blanched Bulwark 1 calls to mind the early work of Robert Rauschenberg of the early 1950s. As with Rauschenberg’s work, texture plays a major role in this large vertical work on canvas. The application of color and brushstrokes build texture while the addition of shapes and lines provide a sense of movement in the piece. A muted color palette in bone, ecru, slate, and charcoal tie together this accomplished work of art. | Blanched Bulwark 1 creates an elegant blend of neutral tones and stark lines in this original work for ART by TA.

Blanched Bulwark 1

Canvas. Warm Silver Floater Frame | Frame Width: 0.6

D1279S25572-1967
18 x 2¼ x 35 in

D1279S25574-1967
30 x 2¼ x 60 in

D1279S25576-1967
42 x 2¼ x 85 in

D1279S25573-1967
24 x 2¼ x 47 in

D1279S25575-1967
36 x 2¼ x 72 in

D1279S25577-1967
48 x 2¼ x 97 in



Blanched Bulwark 2 calls to mind the early work of Robert Rauschenberg of the early 1950s. As with Rauschenberg’s work, texture plays a major role in this large vertical work on canvas. Strong horizontal lines provide emphasis and lend movement to this piece. A textural feel is achieved with shorter brushstrokes and dabs of color. A muted color palette in bone, ecru, slate, and charcoal pulls together this fine work of art. | Blanched Bulwark 2 creates an elegant blend of neutral tones and stark lines in this original work for ART by TA.

Blanched Bulwark 2

Canvas. Warm Silver Floater Frame | Frame Width: 0.6

D1279S25572-1968
18 x 2¼ x 35 in

D1279S25574-1968
30 x 2¼ x 60 in

D1279S25576-1968
42 x 2¼ x 85 in

D1279S25573-1968
24 x 2¼ x 47 in

D1279S25575-1968
36 x 2¼ x 72 in

D1279S25577-1968
48 x 2¼ x 97 in



Murmurings

Canvas. Warm Silver Floater Frame | Frame Width: 0.6

D1451S29014-2308
40 x 2¼ x 26 in

D1451S29016-2308
52 x 2¼ x 33 in

D1451S29018-2308
64 x 2¼ x 41 in

D1451S29015-2308
46 x 2¼ x 29 in

D1451S29017-2308
58 x 2¼ x 37 in

D1451S29019-2308
70 x 2¼ x 44 in

Murmurings recalls the early work of American Abstract painter Adolph Gottlieb. This large, complex work on canvas features biomorphic forms, abstract symbols, and dream-like landscapes. Movement is conveyed throughout the entire picture plane by overlapping diverse shapes and marks that range from faint to bold. The color scheme in sand, muted cobalt blue, alabaster, and charcoal gives the work an unrestrained feel.

A follow up to The Lines Between series, Murmurings encourages the viewer to look beyond the surface for a glimpse of the message below. An original addition to the exclusive ART by TA collection.



So Much Joy 1 is a visually interesting piece that recalls the work of Adolph Gottlieb, an American Painter and first-generation Abstract Expressionist. Employing Gottlieb’s framework for uncovering the unconscious mind, So Much Joy 1 utilizes symbolism that at once feels familiar and unfamiliar. Perceived initially as snippets of writing or quick sketches, the abstract forms are intended to recall a shared emotional intensity. One that can be universally known. | Drawing in the viewer through a pleasing balance of form and color, So Much Joy 1 is an inspiring and emotional work of art on canvas. Part of the carefully curated ART by TA Collection.

So Much Joy 1

Canvas | F716 - Espresso Floater Frame - Width: 0.6

D2538S50752-4071
19 x 2½ x 30 in

D2538S50754-4071
31 x 2½ x 49 in

D2538S50756-4071
43 x 2½ x 69 in

D2538S50753-4071
25 x 2½ x 40 in

D2538S50755-4071
37 x 2½ x 59 in

D2538S50757-4071
49 x 2½ x 79 in



Channelled Bedrock Grey

Textured Paper. Gold Leaf Cap Frame. Black Smooth Single Mat | Frame Width: 1.125

D1461S29211-2386
29 x 1¼ x 19 in

D1461S29213-2386
37 x 1¼ x 24 in

D1461S29215-2386
45 x 1¼ x 29 in

D1461S29212-2386
33 x 1¼ x 21 in

D1461S29214-2386
41 x 1¼ x 26 in

Channelled Bedrock Grey is an exemplary work on paper that recalls the Modern Art period of the 20th century. Patterns and shapes define this work with the repetition of muted ovals and bold dot-like marks that also lend depth to the piece. Texture is perceived from an overlay of scratch markings. A narrow, yet striking palette in sand, river-rock grey, and onyx provide the perfect balance to this work.

Abstract forms in grayscale break up a background of subdued geometric shapes in Channelled Bedrock Grey. An exclusive work of art for ART by TA.



High Water

Canvas | Hand Embellished Semi Gloss | F718 - Warm Silver Floater Frame - Width: 0.6

D1488S29755-2550
23 x 2¼ x 30 in

D1488S29757-2550
35 x 2¼ x 46 in

D1488S29759-2550
47 x 2¼ x 62 in

D1488S29756-2550
29 x 2¼ x 38 in

D1488S29758-2550
41 x 2¼ x 54 in

D1488S29760-2550
53 x 2¼ x 70 in

High Water is a graceful piece suggestive of the work of Cy Twombly in the mid-50s. Like Twombly's work, this piece on canvas includes hand-drawn objects, doodles, and thick, textured globs of bright white paint. The work evokes visual lyricism. The color palette of pewter, faint lilac, and sky blue lends a sense of calm to the piece.

Profound feelings of tranquility follow the delicate blend of earth tones in this exquisite complement to Varying Fortunes. An original addition to the carefully curated ART by TA collection.



Varying Fortunes

Canvas. Warm Silver Floater Frame | Frame Width: 1.125

D1487S29733-2556 19 x 2 x 24 in	D1487S29736-2556 37 x 2 x 48 in	D1487S29739-2556 55 x 2 x 72 in
D1487S29734-2556 25 x 2 x 32 in	D1487S29737-2556 43 x 2 x 56 in	D1487S29740-2556 61 x 2 x 80 in
D1487S29735-2556 31 x 2 x 40 in	D1487S29738-2556 49 x 2 x 64 in	

Varying Fortunes, reminiscent of the work of Cy Twombly in the mid-50s, features hand-drawn chalk-like scribbles and rhythmic paint strokes that provide a sense of movement. The work on canvas employs a limited palette of faint lilac and pewter with dashes of pale yellow, chestnut, and vanilla.

In Varying Fortunes, a once light palette shifts to moodier tones as the narrative transitions from the tranquility of High Water to one of mercurial favor. An original work of art on canvas for the exclusive ART by TA collection.



Constant Shift

Canvas. Warm Silver Floater Frame | Frame Width: 1.125

D1489S29774-2555 25 x 2 x 32 in	D1489S29777-2555 43 x 2 x 56 in	D1489S29779-2555 55 x 2 x 72 in
D1489S29775-2555 31 x 2 x 40 in	D1489S29778-2555 49 x 2 x 64 in	D1487S29740-2556 61 x 2 x 80 in
D1489S29776-2555 37 x 2 x 48 in		

Constant Shift is an elegant piece that suggests the work of Cy Twombly in the mid-50s. In keeping with Twombly's work, this piece on canvas features scribbles, drawn objects, and thick dabs of bright white paint. These marks convey a sense of fluidity and abstract movement. The refined color scheme in pewter, faint lilac, and maize adds a sense of serenity to the work.

From light tones breaching a dark surface to glimpses of abstract shapes, a state of flux abounds in Constant Shift. An original addition to the exclusive ART by TA collection.



Smooth Pursuit suggests the work of 20th-century American painter Robert Ryman known for his unique approach to monochromatic painting. This minimalist work relies on the combination of white hues and texture to create a balanced composition. The various shades of white, densities of materials, and gestural marks provide a physical and structural aspect to this work on canvas. The limited color palette of cream, champagne, and sand invites reflection.

A pleasing repetition of abstract forms atop a neutral palette, Smooth Pursuit possesses an air of tranquility in a Warm Silver Floater Frame. Part of the carefully curated ART by TA Collection, this original work on canvas is a stunning complement to Venture Out.

Smooth Pursuit

Canvas. Warm Silver Floater Frame | Frame Width: 0.6

D1502S30032-2554
23 x 2¼ x 30 in

D1502S30033-2554
29 x 2¼ x 38 in

D1502S30034-2554
35 x 2¼ x 46 in

D1502S30035-2554
41 x 2¼ x 54 in

D1502S30036-2554
47 x 2¼ x 62 in

D1502S30037-2554
53 x 2¼ x 70 in

D1502S30038-2554
59 x 2¼ x 78 in



Venture Out

Canvas. Warm Silver Floater Frame | Frame Width: 0.6

D1485S29691-2553
22 x 2¼ x 17 in

D1485S29692-2553
28 x 2¼ x 22 in

D1485S29693-2553
34 x 2¼ x 26 in

D1485S29694-2553
40 x 2¼ x 31 in

D1485S29695-2553
46 x 2¼ x 35 in

D1485S29696-2553
52 x 2¼ x 40 in

D1485S29697-2553
58 x 2¼ x 44 in

D1485S29698-2553
64 x 2¼ x 49 in

D1485S29699-2553
70 x 2¼ x 53 in

Venture Out is reminiscent of the work of 20th-century American painter Robert Ryman known for his unique approach to monochromatic painting. A balanced composition is the focal point of this minimalist work on paper. The color scheme combines with the dense use of materials and gestural marks that provide the work with a structural feel. The limited color palette of cream, champagne, and sand ties together the work.

A graceful complement to Smooth Pursuit, Venture Out invites a moment of quiet reflection through abstract forms in a pleasing neutral palette. Part of the carefully curated ART by TA Collection.



Lets Explore

Canvas. Silver Floater Frame | Frame Width: 1.75

D1552S31033-2625
30 x 1½ x 24 in

D1552S31034-2625
36 x 1½ x 28 in

D1552S31035-2625
42 x 1½ x 33 in

D1552S31036-2625
48 x 1½ x 38 in

D1552S31037-2625
54 x 1½ x 42 in

D1552S31038-2625
60 x 1½ x 47 in

D1552S31039-2625
66 x 1½ x 52 in

D1552S31040-2625
72 x 1½ x 56 in

Lets Explore is an accomplished work reminiscent of the innovative art of Swiss-German artist Paul Klee. In this large work on canvas, layered shapes are the focal point. Rectangular linear shapes form a grid while an imperfect circle fills the picture plane. Depth is conveyed through a pale color wash in rose quartz, ecru, sky blue, and cream.

Following Dreaming of Warmer Days, Lets Explore possesses an air of romantic mystique through delicate geometric forms and muted displays of translucent tones. A beautiful work of art on canvas, this abstract painting is an exclusive addition to ART by TA.



Dreaming of Warmer Days

Textured Paper. Silver Cap Frame. Warm White Smooth Single Mat | Frame Width: 0.875

D1553S31044-2632
25 x 1¼ x 26 in

D1553S31045-2632
29 x 1¼ x 31 in


D1553S31046-2632
33 x 1¼ x 35 in

D1553S31047-2632
37 x 1¼ x 40 in

D1553S31048-2632
41 x 1¼ x 44 in

Dreaming of Warmer Days is an accomplished work reminiscent of the art of Swiss-German artist Paul Klee. The foundation of this work is an underlay of implied lines that form an architectural grid. Texture is brought forward by small marks applied within the grid. A dream-like dimension is achieved by a pale color wash in rose quartz, ecru, sky blue, and cream.

Delicate geometric forms invite the viewer to reflect through an abstract window of muted tones and a translucent overlay. Part of the carefully curated ART by TA collection, Dreaming of Warmer Days works as a beautiful complement to Lets Explore.



Entangled Romance

Canvas. Warm Silver Floater Frame | Frame Width: 0.6

D1591S31812-2720 26 x 2¼ x 22 in	D1591S31815-2720 44 x 2¼ x 37 in	D1591S31818-2720 62 x 2¼ x 52 in
D1591S31813-2720 32 x 2¼ x 27 in	D1591S31816-2720 50 x 2¼ x 42 in	D1591S31819-2720 68 x 2¼ x 57 in
D1591S31814-2720 38 x 2¼ x 32 in	D1591S31817-2720 56 x 2¼ x 47 in	

Entangled Romance proposes an abstract landscape at nightfall. The large work on canvas features horizontal swathes of color that create a view of land, water, and sky in hues of blue. The blue color scheme is rendered in slate, cobalt, indigo, and midnight. A narrow band of alabaster and dove grey provides a bright emphasis.

A glimpse of the sun through the clouds, Entangled Romance beautifully intertwines light and dark in this stormy abstract. An original work of art on canvas.



Earthborn

Canvas. Warm Silver Floater Frame | Frame Width: 0.6

D1367S27331-2412 22 x 2¼ x 16 in	D1367S27334-2412 40 x 2¼ x 28 in	D1367S27336-2412 52 x 2¼ x 36 in
D1367S27332-2412 28 x 2¼ x 20 in	D1367S27335-2412 46 x 2¼ x 32 in	D1367S27337-2412 58 x 2¼ x 40 in
D1367S27333-2412 34 x 2¼ x 24 in		

Earthborn presents a landscape in abstraction. An implied line of distant trees defines the separation of land and sky. Wide swathes of a field in hues of hunter and moss green dominate the large work on canvas. A cloudy sky in shades of cotton and parchment lifts the view upward toward new heights.

Evoking a calming sense of tranquility, Earthborn perfectly captures the serene state of a reflection in nature. An original addition to the exclusive ART by TA collection.



Sea Breeze 1

Textured Paper. Silver Leaf Cap Frame. Belgique-Antwerpen Top Mount Deckled | Frame Width: 0.75

D1685S33691-2875 21 x 0¾ x 27 in	D1685S33693-2875 29 x 0¾ x 37 in	D1685S33695-2875 37 x 0¾ x 48 in
D1685S33692-2875 25 x 0¾ x 32 in	D1685S33694-2875 33 x 0¾ x 43 in	

Sea Breeze 1 presents a calm coastal landscape view of the natural wonders of land and sky. Various light hues define the cloudy day with an ivory, sand, and vanilla color theme. A hint of mauve adds depth to a large cloud. Pops of moss green with a swath of cream define the shore.

A pleasing blend of soft tones and gentle forms, viewers are invited to picture a serene coastal day in this original addition to ART by TA.




Sea Breeze 2

Textured Paper. Silver Leaf Cap Frame. Belgique-Antwerpen Top Mount Deckled | Frame Width: 0.75

D1685S33691-2876 21 x 0¾ x 27 in	D1685S33693-2876 29 x 0¾ x 37 in	D1685S33695-2876 37 x 0¾ x 48 in
D1685S33692-2876 25 x 0¾ x 32 in	D1685S33694-2876 33 x 0¾ x 43 in	

Sea Breeze 2 proposes a tranquil, cloud-filled landscape setting. Voluminous clouds command the scene and are anchored by a muted shore. A color palette favoring light hues of cream, ivory, cotton, and seafoam green fills the sky. A large swath of mauve extends across the cloud vista and a line of moss green separates land and sky. A slip of a sand beach foregrounds the work.

A delicate display of neutral tones within a coastal setting, Sea Breeze 2 creates a serene moment while looking out toward the sea. An original addition to the exclusive ART by TA Collection.



Impression

Textured Paper - Single Matboard | M4 - Warm White Smooth + White Core Width: 3.5”
F344 - Silver Leaf Cap Frame - Width: 1.125

D1919S38371-3207

16 x 1¼ x 18 in

D1919S38374-3207

28 x 1¼ x 34 in

D1919S38376-3207

36 x 1¼ x 45 in

D1919S38372-3207

20 x 1¼ x 24 in

D1919S38375-3207

32 x 1¼ x 40 in

D1919S38377-3207

40 x 1¼ x 50 in

D1919S38373-3207

24 x 1¼ x 29 in

Impression is an accomplished study of composition reminiscent of mid-century Modern Art. The expert use of color and implied lines creates a visually striking work of art. Texture is a focal point due to the light-handed brushwork that gives the impression of woodgrain. A pale palette in chocolate, rose quartz, seafoam, and maize ties the work together.

Vertical forms in pleasing earth tones cascade down textured paper in this exclusive addition to ART by TA.



Whole Day

Textured Paper. Silver Leaf Cap Frame. Warm White Smooth Single Mat | Frame Width: 1.125

D1915S38291-3191

16 x 1¼ x 18 in

D1915S38294-3191

28 x 1¼ x 34 in

D1915S38296-3191

36 x 1¼ x 45 in

D1915S38292-3191

20 x 1¼ x 24 in

D1915S38295-3191

32 x 1¼ x 40 in

D1915S38297-3191

40 x 1¼ x 50 in

D1915S38293-3191

24 x 1¼ x 29 in

Whole Day recalls the Modern Art period of the 20th century. Dimension is brought forward in a composition of squares, ovals, and rectangles. Distinct color fields of onyx, cream, auburn, bone, and buff offer the work a sense of depth. Taken together, the work offers the viewer an expressive view of the Modern Art period.

A pleasing blend of earth tones and geometric forms, this serene work of abstract art is an original addition to ART by TA.



Grandeur

Textured Paper. Silver Leaf Cap Frame. Warm White Smooth Single Mat | Frame Width: 1.125

D1921S38411-3209

16 x 1¼ x 18 in

D1921S38412-3209

20 x 1¼ x 24 in

D1921S38413-3209

24 x 1¼ x 29 in

D1921S38414-3209

28 x 1¼ x 34 in

D1921S38415-3209

32 x 1¼ x 40 in

D1921S38416-3209

36 x 1¼ x 45 in

D1921S38417-3209

40 x 1¼ x 50 in

Grandeur is an exemplary study of composition that harks back to the Modern Art period of the 20th century. Overlapping elements are central to this work on paper, which features the layering of several visual components that create depth and texture. Chiaroscuro is richly employed with the use of light and dark to create depth and dimension. The effective color scheme in alabaster, cream, taupe, and sienna adds to the exquisite complexity of the composition.

An exclusive and original addition to the ART by TA Collection, a soft, gentle palette creates a feeling of graceful sophistication in Grandeur.



Pensive Seas 1

Textured Paper. Stainless Steel Cap Frame. White Smooth Top Mount Deckled | Frame Width: 0.875

D2193S43844-3508

22 x 1¼ x 16 in

D2193S43846-3508

30 x 1¼ x 22 in

D2193S43848-3508

38 x 1¼ x 27 in

D2193S43845-3508

26 x 1¼ x 19 in

D2193S43847-3508

34 x 1¼ x 24 in

D2193S43849-3508

42 x 1¼ x 30 in

Pensive Seas 1 is a contemplative Impressionist landscape painting that captures the introspective nature of the ocean. Shades of blue in navy, indigo, and steel remind one of a sea at dusk. The center of the watercolor work dissolves into a muted hazy grey band of fog along the horizon. The deep blue sea combines with white-capped waves to create a sense of depth and texture that draws in the viewer and encourages a reflection on the beauty of the natural world.

An infinite stretch of the ocean inspires a message of hope in this exclusive work of art on textured paper. Part of the carefully curated ART by TA collection.



Pensive Seas 2

Textured Paper. Stainless Steel Cap Frame. White Smooth Top Mount Deckled | Frame Width: 0.875

D2193S43844-3507
22 x 1¼ x 16 in

D2193S43846-3507
30 x 1¼ x 22 in

D2193S43848-3507
38 x 1¼ x 27 in

D2193S43845-3507
26 x 1¼ x 19 in

D2193S43847-3507
34 x 1¼ x 24 in

D2193S43849-3507
42 x 1¼ x 30 in

In Pensive Seas 2, bright cotton-white luminous clouds saturate the sky and are punctuated by splashes of ultramarine blue. The surface of the tranquil sea reflects the sky using a white-blue color combination that creates a sense of depth and movement. The watercolor work on textured paper offers the viewer a moment of meditative introspection.

The feeling of serenity follows the muted tones and exquisite composition of this original addition to the exclusive ART by TA collection.



Pensive Seas 3

Textured Paper. Stainless Steel Cap Frame. White Smooth Top Mount Deckled | Frame Width: 0.875

D2193S43844-3509
22 x 1¼ x 16 in

D2193S43846-3509
30 x 1¼ x 22 in

D2193S43848-3509
38 x 1¼ x 27 in

D2193S43845-3509
26 x 1¼ x 19 in

D2193S43847-3509
34 x 1¼ x 24 in

D2193S43849-3509
42 x 1¼ x 30 in

Pensive Sea 3 presents a moody atmosphere of a brooding sky above the horizon at sea. Clouds reminiscent of blue smoke signal a looming storm. Movement in the sea is rendered in shades of cotton white, dark blue, and dove grey. The watercolor work on textured paper offers the viewer a sense of drama and intensity of majestic nature.

Through swirling storm clouds and a darkened sea, a moody scene plays out in this emotional piece. An original addition to the exclusive ART by TA collection.



Listen to Me 1

Textured Paper. Stainless Steel Cap Frame. White Smooth Single Mat | Frame Width: 0.875

D2194S43865-3536 24 x 1¼ x 24 in	D2194S43867-3536 32 x 1¼ x 32 in	D2194S43869-3536 40 x 1¼ x 40 in
D2194S43866-3536 28 x 1¼ x 28 in	D2194S43868-3536 36 x 1¼ x 36 in	

Listen to Me 1 is a fine art print of a Strombus shell featuring a beautifully detailed and vividly colored depiction of this unique seashell. Commonly known as a conch shell, it is instantly recognizable for its elongated shape, spiraling ridges, and smooth, polished exterior. The print captures the intricate curves and textures of the shell’s surface. The color theme presents muted hues of powder blue, lilac, alabaster, and dove grey. Viewers will be struck by the work’s timeless beauty and elegance.

A pleasing composition of blues and whites, Listen to Me 1 offers an invitation to admire a famous form in exquisite detail. Part of the carefully curated ART by TA collection.



Listen to Me 2

Textured Paper. Stainless Steel Cap Frame. White Smooth Single Mat | Frame Width: 0.875

D2194S43865-3535 24 x 1¼ x 24 in	D2194S43867-3535 32 x 1¼ x 32 in	D2194S43869-3535 40 x 1¼ x 40 in
D2194S43866-3535 28 x 1¼ x 28 in	D2194S43868-3535 36 x 1¼ x 36 in	

Listen to Me 2 is a fine art print of a Strombus shell that captures the timeless beauty and elegance of this iconic seashell. Commonly known as a conch shell, this drawing details the shell’s elongated shape and polished exterior. Texture and pattern are prominent features of the work with its meticulously drawn variations in line and color. The color palette pops with shades of ultramarine blue, smokey grey, dove grey, and alabaster. Reminiscent of time spent along the coast, this work would be a lovely addition to collectors of seascapes.

A mesmerizing asymmetry forms between the interior and exterior in Listen to Me 2. Part of the carefully curated ART by TA collection, this work of art inspires a feeling of coastal tranquility on textured paper.



Listen to Me 3

Textured Paper. Stainless Steel Cap Frame. White Smooth Single Mat | Frame Width: 0.875

D2194S43865-3534 24 x 1¼ x 24 in	D2194S43867-3534 32 x 1¼ x 32 in	D2194S43869-3534 40 x 1¼ x 40 in
D2194S43866-3534 28 x 1¼ x 28 in	D2194S43868-3534 36 x 1¼ x 36 in	

Listen to Me 3 is a fine art print of a Pteroceras Lambis shell, also known as the Spider Conch, characterized by its elongated shape, intricate patterns, and unique spines protruding from the outer lip that resemble the legs of a spider. This print features an understated color palette in midnight blue, indigo, lilac, and alabaster. This visually striking subtropical shell is a sought-after collectible among shell enthusiasts.

Listen to Me 3 captures the graceful forms and beauty of nature. Shown in a pleasing arrangement of blues and whites, this work of art on textured paper is part of the carefully curated ART by TA collection.



Listen to Me 4

Textured Paper. Stainless Steel Cap Frame. White Smooth Single Mat | Frame Width: 0.875

D2194S43865-3533 24 x 1¼ x 24 in	D2194S43867-3533 32 x 1¼ x 32 in	D2194S43869-3533 40 x 1¼ x 40 in
D2194S43866-3533 28 x 1¼ x 28 in	D2194S43868-3533 36 x 1¼ x 36 in	

Listen to Me 4 is a fine art print of a Strombus shell featuring a heavily textured and vividly colored depiction of this unique seashell. Commonly known as a conch shell, the drawing focuses the viewer’s attention on the curves and contours of the shell imbuing it with depth and dimension. The color theme focuses on lilac, indigo, mauve, and cerulean blue. The timeless elegance of this print will make it a treasured part of a seascape collection.

A harmonious blend of delicate blues and exquisite depth, Listen to Me 4 carefully captures a famous form in stunning detail. Part of the carefully curated ART by TA collection.



Traversing the Blue 1 recalls the early work of Robert Motherwell, the influential American Abstract Expressionist painter. This abstract composition relies on shape and color to convey depth and dimension that creates the illusion of space, volume, and perspective. A collage effect is found in the embedded scraps of newsprint. The color scheme supports the illusion with a dense slate blue backdrop that is interrupted by a wash of smokey white and an overlay of solid bone white.

A vertical column of white elegantly breaks up the background in Traverse the Blue 1. Offering a pleasing contrast of light and dark, this original work on textured paper invites the viewer to embark on a journey with an unknown destination.

Traverse the Blue 1

Textured Paper. Silver Leaf Cap Frame. White Smooth Single Mat | Frame Width: 0.75

D2191S43804-3504
17 x 0¾ x 24 in

D2191S43806-3504
25 x 0¾ x 37 in

D2191S43808-3504
33 x 0¾ x 50 in

D2191S43805-3504
21 x 0¾ x 31 in

D2191S43807-3504
29 x 0¾ x 43 in

D2191S43809-3504
37 x 0¾ x 56 in



Traverse the Blue 2 recalls the early work of Robert Motherwell, the influential American Abstract Expressionist painter. The companion of Traverse the Blue 1, this abstract composition on paper provides the viewer with a sense of depth and dimension achieved by a dense slate blue backdrop that is punctuated by a wash of smokey white and an overlay of solid bone white. The embedded scraps of newsprint lend a bit of texture to the work.

In Traverse the Blue 2, the serene message of Traverse the Blue 1 disappears into a scene of chaos as the once upright form is turned on its side. A stunning addition to the exclusive ART by TA collection.

Traverse the Blue 2

Textured Paper. Silver Leaf Cap Frame. White Smooth Single Mat | Frame Width: 0.75

D2191S43804-3505
17 x 0¾ x 24 in

D2191S43806-3505
25 x 0¾ x 37 in

D2191S43808-3505
33 x 0¾ x 50 in

D2191S43805-3505
21 x 0¾ x 31 in

D2191S43807-3505
29 x 0¾ x 43 in

D2191S43809-3505
37 x 0¾ x 56 in



Neoclassic Symmetry

Textured Paper. Black Cap Frame. White Smooth Single Mat | Frame Width: 0.875

D21S404-229
30 x 1¼ x 21 in

D21S405-229
35 x 1¼ x 24 in

D21S406-229
40 x 1¼ x 27 in

D21S407-229
45 x 1¼ x 30 in

D21S408-229
50 x 1¼ x 34 in

D21S409-229
55 x 1¼ x 37 in

D21S410-229
60 x 1¼ x 40 in

Neoclassic Symmetry is an architectural photograph of the interior of the Arc de Triomphe, one of the most iconic monuments in the world. The soaring archway exemplifies the Neoclassical architectural style. The soffit displays a sophisticated coffering pattern featuring ornate rectangular, recessed panels that accentuate the depth and dimension of the structure. The image highlights the archivolts designed in a classical motif, with egg-and-dart patterns and bead-and-reel molding.

Capturing an architectural masterpiece in grayscale, Neoclassic Symmetry is a sophisticated addition to the carefully curated ART by TA Collection.



Geometric Thought

Textured Paper. Black Cap Frame. White Smooth Single Mat
Frame Width: 0.875

D2214S44265-3563
30 x 1¼ x 45 in

D2214S44266-3563
48 x 1¼ x 32 in

D2214S44267-3563
51 x 1¼ x 34 in

D2214S44268-3563
52¼ x 1¼ x 36 in

D2214S44269-3563
57 x 1¼ x 38 in

D2214S44270-3563
40 x 1¼ x 60 in

Geometric Thought captures the essence of grandeur and opulence through its stunning depiction of a magnificent vaulted dome ceiling reminiscent of a great European palace. The intricate detail of the octagonal recesses with their elaborate patterns and carvings adds depth and texture to the overall image. At the apex hangs an awe-inspiring ornate chandelier made from intricately forged ornamental metal. Luminous light adds an ethereal tone to the image. The viewer is reminded of the enduring legacy of the fine artisanship of the past and the enduring power of architecture to inspire and uplift the human spirit.

An exquisite display of timeless design in an exclusive work of art, Geometric Thought is an elegant addition to ART by TA.



The Color of Rain

Canvas. Silver Floater Frame | Frame Width: 1.75

D1835S36692-3116

28 x 1½ x 28 in

D1835S36694-3116

40 x 1½ x 40 in

D1835S36696-3116

52 x 1½ x 52 in

D1835S36693-3116

34 x 1½ x 34 in

D1835S36695-3116

46 x 1½ x 46 in

D1835S36697-3116

58 x 1½ x 58 in

The Color of Rain is a masterful landscape painting that presents an expansive of color and a well-balanced composition that creates a striking image of the natural world. The top half of the work features a sweeping sky as envisioned after a rainstorm. Radiant clouds form high in the atmosphere anchored by a band of solid cloud cover below. Hints of dark blue sky punctuate the clouds. A mountain formation on the horizon lends a sense of depth and distance. In the foreground pools of color dominate the scene representing the wash of rain across the land. The color scheme is a subtle interplay of warm and cool tones in indigo, cotton, smoke, chestnut, and umber that combine to create texture and harmony.

An original painting for ART by TA, viewers are invited to immerse themselves in the beauty of the natural world, with its striking imagery and masterful use of color and form.



Lost in Mood

Canvas. Warm Silver Floater Frame | Frame Width: 0.6

D175S3492-289

26 x 2¼ x 26 in

D175S3494-289

38 x 2¼ x 38 in

D175S3496-289

50 x 2¼ x 50 in

D175S3493-289

32 x 2¼ x 32 in

D175S3495-289

44 x 2¼ x 44 in

D175S3497-289

56 x 2¼ x 56 in

Lost in Mood is an exceptional study in composition and color theory. In this elegant work on canvas, the figure-ground perspective is brought forward through the perception of the foreground in relation to the ground. The foreground is rendered in a blurred wash of sky blue, pale teal, and faint indigo with a brush of maize. The ground is sharply defined by distinct vertical shapes in maize, lilac, and khaki with a shock of alabaster in the center. In between, repeating jagged shapes in plum, teal, emerald, and forest green provide a contrasting focal point. Depth and dimension are created by the interplay of the elements that comprise this exquisitely balanced composition.

The peaceful composition of Lost in Mood inspires a feeling of quiet contemplation through blurred abstract forms and a subdued palette. Part of the carefully curated ART by TA collection, this is an original and exclusive work of art on canvas.



Be Mine 1

Textured Paper. Grey Cap Frame. Warm White Smooth | Frame Width: 0.625

D2190S43783-3503

16 x 2¾ x 21 in

D2190S43785-3503

24 x 2¾ x 32 in

D2190S43787-3503

32 x 2¾ x 43 in

D2190S43784-3503

20 x 2¾ x 26 in

D2190S43786-3503


28 x 2¾ x 37 in

D2190S43788-3503

36 x 2¾ x 48 in

Be Mine 1 is a breathtaking closeup of a calla lily reminiscent of the iconic work of photographer Robert Mapplethorpe. This image offers a sense of sensuality, elegance, and poignancy. The focus is on form, texture, and the interplay of light and shadow that reveals the essence of the calla lily as both a symbol of purity and an object of desire. At once, the image is both sculptural and painterly. These striking contrasts not only emphasize the organic form of the calla lily but also impart a sense of depth and dimensionality, transforming the two-dimensional photograph into an immersive, almost tactile experience.

Part of the carefully curated ART by TA collection, Be Mine 1 offers a discreet glimpse into feelings of love and intimacy.



Be Mine 2

Textured Paper. Grey Cap Frame. Warm White Smooth | Frame Width: 0.625

D2190S43783-3502

16 x 2¾ x 21 in

D2190S43785-3502

24 x 2¾ x 32 in

D2190S43787-3502

32 x 2¾ x 43 in

D2190S43784-3502

20 x 2¾ x 26 in

D2190S43786-3502

28 x 2¾ x 37 in

D2190S43788-3502

36 x 2¾ x 48 in

Be Mine 2 features a close-up image of a calla lily that is at once sculptural and painterly, hallmarks of the iconic work of photographer Robert Mapplethorpe. This image is meticulously composed and captures the sublime beauty of the flower. The use of chiaroscuro, a technique borrowed from the realm of classical painting, is evident in the stark interplay of light and shadow that defines this image. The contrast serves to accentuate the delicate, sculptural contours of the lilies. The close-up detail of veining in the petal gives this work an air of quiet drama and mystique.

Part of the carefully curated ART by TA collection, Be Mine 2 invites thoughtful reflection on the nature of beauty.



In the Shade 1

Textured Paper. Stainless Steel Cap Frame. Warm White Smooth Single Mat | Frame Width: 2

D2195S43884-3538
18 x 0¾ x 26 in

D2195S43886-3538
26 x 0¾ x 40 in

D2195S43888-3538
34 x 0¾ x 54 in

D2195S43885-3538
22 x 0¾ x 33 in

D2195S43887-3538
30 x 0¾ x 47 in

D2195S43889-3538
38 x 0¾ x 61 in

In the Shade 1 presents an exquisite close-up composition of palm fronds that command the picture plane. The curves and lines of the leaves create a sense of movement and depth while texture is brought forward through the delicate vein pattern of the leaves. The soft, muted shades of green lend organic beauty to the image.

Depth is found throughout In the Shade 1's shaded leaves and perceived offering of cover. A superb addition to the carefully curated ART by TA collection.



In the Shade 2

Textured Paper. Stainless Steel Cap Frame. Warm White Smooth Single Mat | Frame Width: 2

D2195S43884-3537
18 x 0¾ x 26 in

D2195S43886-3537
26 x 0¾ x 40 in

D2195S43888-3537
34 x 0¾ x 54 in

D2195S43885-3537
22 x 0¾ x 33 in

D2195S43887-3537
30 x 0¾ x 47 in

D2195S43889-3537
38 x 0¾ x 61 in

In the Shade 2 offers a stunning example of natural beauty captured through the lens of a camera. The arrangement of the palm fronds highlights the intricate texture of the veined leaves. Soft shading adds depth and dimension to the image. The overall effect is one of organic beauty that adds to the natural feel of the composition.

A restorative quality is found within the protective cover of In the Shade 2's magnificent leaves. Part of the exclusive ART by TA collection, this is an original work of art on textured paper.



The Lines Between 1

Textured Paper. Silver with Contrasting Edge Cap Frame. White Smooth Single Mat
Frame Width: 0.8

D2198S43943-3542
25 x 1½ x 25 in

D2198S43945-3542
31 x 1½ x 31 in

D2198S43946-3542
34 x 1½ x 34 in

D2198S43944-3542
28 x 1½ x 28 in

The Lines Between 1 is a series of six works on paper that recall the early work of American Abstract painter Adolph Gottlieb. This series features biomorphic forms, abstract symbols, and dream-like landscapes that reflect an inner psyche.

This work offers a sculptural experience through its use of vertical marks that imply towering structures while the use of sun-bleached hues adds an atmospheric dimension. A washed background gives way to linear movement in The Lines Between 1. Shown on textured paper, neutral colors create a pleasing blend of abstract forms in this original piece for ART by TA.



The Lines Between 2

Textured Paper. Silver with Contrasting Edge Cap Frame. White Smooth Single Mat
Frame Width: 0.8

D2198S43943-3543
25 x 1½ x 25 in

D2198S43945-3543
31 x 1½ x 31 in

D2198S43946-3543
34 x 1½ x 34 in

D2198S43944-3543
28 x 1½ x 28 in

The Lines Between 2 is a series of six works on paper that recall the early work of American Abstract painter Adolph Gottlieb.

This series features biomorphic forms, abstract symbols, and dream-like landscapes that reflect an inner psyche. This work features organic shapes that give the impression of being immersed in a field of muted cobalt-blue flowers. Drawing from the natural beauty of the world, The Lines Between 2 evokes a feeling of serenity in a neutral palette and abstract presentation. An original addition to the exclusive ART by TA Collection.



The Lines Between 3

Textured Paper. Silver with Contrasting Edge Cap Frame. White Smooth Single Mat
Frame Width: 0.8

D2198S43943-3544
25 x 1½ x 25 in

D2198S43945-3544
31 x 1½ x 31 in

D2198S43946-3544
34 x 1½ x 34 in

D2198S43944-3544
28 x 1½ x 28 in

The Lines Between 3 is a series of six works on paper that recall the early work of American Abstract painter Adolph Gottlieb. This series features biomorphic forms, abstract symbols, and dream-like landscapes that reflect an inner psyche.

This work offers playful elements with its use of squiggles and loops that recall Lyrical Art. The color scheme in sand, muted cobalt blue, and charcoal adds to the poetical feel of the work. The Lines Between 3 invites the viewer to observe a scene playing out beneath the surface. Part of the exclusive ART by TA Collection, this abstract work is given depth through a careful blend of neutral tones and contrasting lines.



The Lines Between 4

Textured Paper. Silver with Contrasting Edge Cap Frame. White Smooth Single Mat
Frame Width: 0.8

D2198S43943-3545
25 x 1½ x 25 in

D2198S43945-3545
31 x 1½ x 31 in

D2198S43946-3545
34 x 1½ x 34 in

D2198S43944-3545
28 x 1½ x 28 in

The Lines Between 4 is a series of six works on paper that recall the early work of American Abstract painter Adolph Gottlieb. This series features biomorphic forms, abstract symbols, and dream-like landscapes that reflect an inner psyche.

This work features hand-drawn shapes that offer the viewer a glimpse into the artistic expression of the historically important Chauvet Cave drawings of the Paleolithic period. The Lines Between 4 carefully depicts a moment of chaos through movement of abstract forms. An original addition to the exclusive ART by TA Collection.



The Lines Between 5

Textured Paper. Silver with Contrasting Edge Cap Frame. White Smooth Single Mat
Frame Width: 0.8

D2198S43943-3546
25 x 1½ x 25 in

D2198S43945-3546
31 x 1½ x 31 in

D2198S43946-3546
34 x 1½ x 34 in

D2198S43944-3546
28 x 1½ x 28 in

The Lines Between 5 is a series of six works on paper that recall the early work of American Abstract painter Adolph Gottlieb. This series features biomorphic forms, abstract symbols, and dream-like landscapes that reflect an inner psyche.

In this work, bold shapes and strong lines command the picture plane and invite the viewer to contemplate an interpretation of the symbolism present. Part of the carefully curated ART by TA collection, The Lines Between 5 invites the viewer to look beyond the surface of the painting to the narrative beneath.



The Lines Between 6

Textured Paper. Silver with Contrasting Edge Cap Frame. White Smooth Single Mat
Frame Width: 0.8

D2198S43943-3547
25 x 1½ x 25 in

D2198S43945-3547
31 x 1½ x 31 in

D2198S43946-3547
34 x 1½ x 34 in

D2198S43944-3547
28 x 1½ x 28 in

The Lines Between 6 is a series of six works on paper that recall the early work of American Abstract painter Adolph Gottlieb. This series features biomorphic forms, abstract symbols, and dream-like landscapes that reflect an inner psyche.

This final work pulls together a masterful series that combine various stylistic elements to create a captivating, multi-layered experience that invites the viewer to journey through different artistic realms. Dark lines contrast against neutral tones and abstract forms in The Lines Between 6. An original addition to the exclusive ART by TA collection.



Hidden Message

Canvas. Antique Gilded Gold & Grey Cap Frame
Frame Width: 3.625

D1335S26691-2342
38 x 2 x 28 in

D1335S26692-2342
44 x 2 x 32 in

D1335S26693-2342
50 x 2 x 36 in

D1335S26694-2342
56 x 2 x 40 in

D1335S26695-2342
62 x 2 x 44 in

D1335S26696-2342
68 x 2 x 48 in

Hidden Message suggests the work of Spanish painter Joan Miró who was a pivotal figure in the development of 20th-century art. In this work on canvas, a muted picture plane in hues of dove grey, pewter, and mist grey is punctuated by hand-drawn shapes and scribbles in charcoal. | Obscured writings create an air of mystery in Hidden Message. Concealed by an abstract overlay of light and dark forms, this original work on canvas is a powerful addition to the exclusive ART by TA collection.



Hidden Truth 1 is an exquisite piece reminiscent of Robert Rauschenberg’s early work of the 1950s. Rauschenberg’s work is marked by a departure from traditional artistic conventions that include collage.

This minimalist work on canvas features both paint strokes and drawn marks. In a nod to Rauschenberg, bits of newsprint have been collaged onto the canvas. That, along with dabs of paint, gives the work a textural feel. Shown in an understated color palette of sand, champagne, and charcoal, Hidden Truth 1 is an original and exclusive work of art for ART by TA.



Hidden Truth 2 is an accomplished work reminiscent of Robert Rauschenberg’s early work of the 1950s. Rauschenberg’s work features found objects and collages among other non-traditional items. This quiet work relies on a subtle color scheme that includes cream, oatmeal, and navy blue. In a nod to Rauschenberg, bits of newsprint have been collaged onto the canvas.

A pleasing blend of neutral tones and abstract forms, Hidden Truth 2 is an original and exclusive work of art for ART by TA.

Hidden Truth 1

Canvas. Antique Silver Cap Frame | Frame Width: 3.5

D2200S44011-3555
25 x 1½ x 36 in

D2200S44012-3555
31 x 1½ x 46 in

D2200S44013-3555
37 x 1½ x 56 in

D2200S44014-3555
43 x 1½ x 66 in

D2200S44015-3555
49 x 1½ x 77 in

D2200S44016-3555
55 x 1½ x 87 in

D2200S44017-3555
61 x 1½ x 97 in

Hidden Truth 2

Canvas. Antique Silver Cap Frame | Frame Width: 3.5

D2200S44011-3554
25 x 1½ x 36 in

D2200S44012-3554
31 x 1½ x 46 in

D2200S44013-3554
37 x 1½ x 56 in

D2200S44014-3554
43 x 1½ x 66 in

D2200S44015-3554
49 x 1½ x 77 in

D2200S44016-3554
55 x 1½ x 87 in

D2200S44017-3554
61 x 1½ x 97 in



His Eyes

Textured Paper. Silver Leaf Cap Frame. White Smooth Top Mount Deckled | Frame Width: 2.125

D2215S44284-3500
22 x 1½ x 22 in

D2215S44286-3500
30 x 1½ x 30 in

D2215S44288-3500
38 x 1½ x 38 in

D2215S44285-3500
26 x 1½ x 26 in

D2215S44287-3500
34 x 1½ x 34 in

D2215S44289-3500
42 x 1½ x 42 in

His Eyes is a unique take on fine art photography that combines sculpture and print. The focus is on classic Greek sculpture featuring the upper male torso. Texture is a standout in this work with an emphasis on the intricately carved waves of the man’s hair and the draping of his garment.

Following Her Smile, careful use of positive space creates an air of power and intrigue in a subject whose gaze is cast in the direction of her glance. His Eyes is an original and exclusive work of art for ART by TA.



Her Smile

Textured Paper. Silver Leaf Cap Frame. White Smooth Top Mount Deckled | Frame Width: 2.125

D2216S44304-3501
22 x 1½ x 22 in

D2216S44306-3501
30 x 1½ x 30 in

D2216S44308-3501
38 x 1½ x 38 in

D2216S44305-3501
26 x 1½ x 26 in

D2216S44307-3501
34 x 1½ x 34 in

D2216S44309-3501
42 x 1½ x 42 in

Her Smile is a unique take on fine art photography that combines sculpture and print. The focus is on classic Greek sculpture featuring the female torso. Smooth marble is coupled with the intricately carved waves of the woman’s hair that lend texture to the image.

A pleasing composition of positive and negative space, Her Smile highlights the beauty of the subject in this classical pose. An original addition to the carefully curated ART by TA collection, Her Smile works as an elegant complement to His Eyes.



Stop Thinking So Much 1

Textured Paper - Single Matboard | M5 - White Smooth + White Core Width: 1”
F381 - Silver Cap Frame - Width: 0.875

D2512S50225-4058
17 x 1¾ x 21 in

D2512S50227-4058
25 x 1¾ x 32 in

D2512S50229-4058
33 x 1¾ x 42 in

D2512S50226-4058
21 x 1¾ x 27 in

D2512S50228-4058
29 x 1¾ x 37 in

D2512S50230-4058
37 x 1¾ x 48 in

The period of time following Alexander the Great's death and the division of his empire is often considered to be the beginning of the Hellenistic Age. A historical moment in time that brought forth art characterized by trompe l’oeil, three-dimensional perspective, and carefully rendered forms in a diverse range of subjects and styles. In Stop Thinking So Much 1, the realistic anatomy of the face and the expressive movement of the jawline recall the refined techniques used in the creation of Hellenistic sculptures. Partially obscured by a monochromatic abstract form, a brilliant allusion is made to the work’s title.

A beautiful companion piece to Stop Thinking So Much 2, Stop Thinking So Much 1 is an exquisite work of art on textured paper. Part of the carefully curated ART by TA Collection.



Stop Thinking So Much 2

Textured Paper - Single Matboard | M5 - White Smooth + White Core Width: 1”
F381 - Silver Cap Frame - Width: 0.875

D2512S50225-4059
17 x 1¾ x 21 in

D2512S50227-4059
25 x 1¾ x 32 in

D2512S50229-4059
33 x 1¾ x 42 in

D2512S50226-4059
21 x 1¾ x 27 in

D2512S50228-4059
29 x 1¾ x 37 in

D2512S50230-4059
37 x 1¾ x 48 in

The period of time following Alexander the Great's death and the division of his empire is often considered to be the beginning of the Hellenistic Age. A historical moment in time that brought forth art characterized by trompe l’oeil, three-dimensional perspective, and carefully rendered forms in a diverse range of subjects and styles. In Stop Thinking So Much 2, the downward tilt of the jaw recalls the expressive movement and realistic anatomy that has defined the Hellenistic period’s sculptural pieces. Partially obscured by a monochromatic abstract form, a brilliant allusion is made to the work’s title.

A beautiful companion piece to Stop Thinking So Much 1, Stop Thinking So Much 2 is an exquisite work of art on textured paper. Part of the carefully curated ART by TA Collection.



Thinking of You

Textured Paper. Antique Silver Cap Frame. Belgique-Antwerpen Deckled | Frame Width: 3.5

D2210S44185-3557
26 x 1½ x 31 in

D2210S44187-3557
34 x 1½ x 41 in

D2210S44189-3557
42 x 1½ x 51 in

D2210S44186-3557
30 x 1½ x 36 in

D2210S44188-3557
38 x 1½ x 46 in

Thinking of You is a classically drawn figure drawing that features a nude seated female from a back view. The contour line work on textured paper is presented with a delicate color scheme that uses hues of brown, beige, and pink. The female figure sits upright with a slight downward turn of the head as she appears to be thinking. The Belgique-Antwerpen deckle frame subtly completes the picture.

From the gentle silhouette of the subject to her pondering, downward gaze, Thinking of You possesses a feeling of graceful reflection in an inviting blend of muted tones and delicate forms.



In Front of Me

Textured Paper. Antique Silver Cap Frame. Belgique-Antwerpen Deckled | Frame Width: 3.5

D2209S44165-3558
26 x 1½ x 31 in

D2209S44167-3558
34 x 1½ x 41 in

D2209S44169-3558
42 x 1½ x 51 in

D2209S44166-3558
30 x 1½ x 36 in

D2209S44168-3558
38 x 1½ x 46 in

In Front of Me draws on a classical figure-drawing technique that features a seated nude female figure from a back view. Values are rendered in various shades of chestnut and fawn with the figure centered on a taupe background. The Belgique-Antwerpen deckle frame fittingly complements the work on textured paper. Further, the title offers a sly question: Is the viewer seeing what is in front of them or does the view belong to what the woman sees in front of her?

Neutral tones combine into a graceful form in this classical figure-drawing. Part of the carefully curated ART by TA Collection, In Front of Me is a unique and exclusive work of art.



Unvarnished Memories

Textured Paper. Antique Silver Cap Frame. Belgique-Antwerpen Deckled | Frame Width: 3.5

D2211S44205-3556 26 x 1½ x 31 in	D2211S44207-3556 34 x 1½ x 41 in	D2211S44209-3556 42 x 1½ x 51 in
D2211S44206-3556 30 x 1½ x 36 in	D2211S44208-3556 38 x 1½ x 46 in	

Unvarnished Memories features a classical foreshortening technique using the nude female body. The propositional spatial relationship of the drawn female figure is centered within the picture frame. The figure is viewed from the back with an outstretched leg as she balances herself forward on fingertips. A beige and taupe color scheme nicely complements the work in a Belgique-Antwerpen deckle frame.

A pensive reflection of days gone by. Neutral tones blur the line between figure and space in this exclusive piece made for ART by TA.



Lay With Me

Textured Paper. Silver Leaf Cap Frame. Belgique-Antwerpen Single Mat | Frame Width: 0.75

D2212S44225-3559 26 x 0¾ x 22 in	D2212S44227-3559 32 x 0¾ x 27 in	D2212S44229-3559 38 x 0¾ x 31 in
D2212S44226-3559 29 x 0¾ x 24 in	D2212S44228-3559 35 x 0¾ x 29 in	D2212S44230-3559 41 x 0¾ x 34 in

Lay with Me draws its inspiration from a classical nude figure-drawing pose. The work on textured paper features simple contour lines of the female body in repose from a back view. The centered figure, set upon a pale background, has been shaded using a creamy beige body tone with a brunette coloring for the hair.

An original addition to ART by TA, the serene form and neutral tones of Lay with Me create a gentle invitation for reflection in this exclusive work of art.



Believe Me

Textured Paper. Antique Gilded Gold & Grey Cap Frame. Belgique-Antwerpen Single Mat
Frame Width: 3.625

D2217S44322-3562
25 x 2 x 31 in

D2217S44324-3562
31 x 2 x 39 in

D2217S44326-3562
37 x 2 x 48 in

D2217S44323-3562
28 x 2 x 35 in

D2217S44325-3562
34 x 2 x 44 in

D2217S44327-3562
40 x 2 x 52 in

Believe Me is a classical Greek-sculpture-inspired drawing featuring the bust of a woman. The work on textured paper emphasizes the woman’s angular features and porcelain beauty as she fills the picture plane. Exquisite drawing techniques capture the fine details of pleated hair, full lips, and smooth complexion that give the work dimension. The addition of the Belgique-Antwerpen deckle frame completes the classical work.

Through perceived facial movement, Believe Me viewers are led to imagine a conversation between the textured paper’s subject and a just out-of-frame figure. An original and exclusive addition to ART by TA.



Artist’s Impression

Textured Paper. Antique Silver Cap Frame. Belgique-Antwerpen Single Mat | Frame Width: 3.5

D2213S44246-3561
25 x 1½ x 31 in

D2213S44248-3561
31 x 1½ x 40 in

D2213S44249-3561
34 x 1½ x 45 in

D2213S44247-3561
28 x 1½ x 36 in

Artist’s Impression is an exemplar of classical nude male figure drawing. The study in charcoal and pencil offers a focused view of the male figure from the back. Emphasis has been given to both delicate hatch lines and firm markings that combine into a textural feel. Expert shading completes the work with values that range from light to dark. A Belgique-Antwerpen deckle frame boldly completes the picture.

Gestural lines seamlessly transition into completed form in this exclusive addition to ART by TA.




In Profile is a classical Greek-sculpture-inspired drawing in profile featuring the face of a young woman. Emphasis is placed on her angular nose and soft eye with a strong focus on her carefully arranged hair that has been rendered in bold lines. A simple frame allows the drawing to center the eye.

Using delicate shading, a beautiful form is depicted in this exclusive work of art for ART by TA.

In Profile

Textured Paper. Silver Leaf Cap Frame. Belgique-Antwerpen Museum Mat | Frame Width: 0.75

WS6709
18½ x 0¾ x 24 in



Moments Collected features an image of a secluded Mediterranean rooftop terrace high above the sea. The photograph's minimalist composition offers a study in form, perspective, and emphasis. A large, ceramic decorative pot, a shuttered window, and a chimney provide emphasis that adds a subtle touch of visual interest to the scene. The perspective offers a multi-tiered view that lifts the sight toward the sky. Smooth clean lines and curvilinear structures give the composition a strong sense of form.

Offering an intimate glimpse of coastal life, Moments Collected displays personal artifacts against a backdrop of blue and white. An original addition to the exclusive ART by TA Collection.

Moments Collected

Textured Paper. Grey Cap Frame. White Smooth | Frame Width: 0.625

D2201S44024-3552
15 x 2¾ x 21 in

D2201S44026-3552
21 x 2¾ x 31 in

D2201S44028-3552
27 x 2¾ x 40 in

D2201S44025-3552
18 x 2¾ x 26 in

D2201S44027-3552
24 x 2¾ x 36 in

D2201S44029-3552
30 x 2¾ x 45 in



Sweet Spot offers a compositional study of perspective and form. Tightly shot, the perspective is on tiered curvilinear lines in brilliant white framed against a teal-blue sky. Three-dimensional form is achieved by both the angle of the shot and the sheer mass of the structure. Strong contrasts and proportions add power to the overall composition with white lines standing in opposition to a field of solid color.

An expert composition, Sweet Spot offers the viewer a breathtaking display of architectural forms in an exclusive work of art for ART by TA.

Sweet Spot

Textured Paper. Grey Cap Frame. White Smooth | Frame Width: 0.625

D2203S44064-3551
15 x 2¾ x 21 in

D2203S44066-3551
21 x 2¾ x 31 in

D2203S44068-3551
27 x 2¾ x 40 in

D2203S44065-3551
18 x 2¾ x 26 in

D2203S44067-3551
24 x 2¾ x 36 in

D2203S44069-3551
30 x 2¾ x 45 in



A Place of Happiness captures the serene beauty of a Mediterranean Seaside town. A great expanse of aquamarine sea is viewed from a bright white structure that reflects the region’s traditional architecture with its arched windows. One’s gaze travels further out to magnificent rock formations in the distance that offer a striking contrast to the smooth surface of the sea. The photograph evokes a sense of peace, beauty, and happiness and grants a glimpse into the timeless charm of this coastal paradise.

A distinct focal shift from foreground to background creates a rich dichotomy between natural beauty and rigid architectural forms. Part of ART by TA, A Place of Happiness is an exclusive and original work of art. Shown on textured paper in a grey cap frame.

A Place of Happiness

Textured Paper. Grey Cap Frame. White Smooth | Frame Width: 0.625

D2202S44044-3550
15 x 2¾ x 21 in

D2202S44046-3550
21 x 2¾ x 31 in

D2202S44048-3550
27 x 2¾ x 40 in

D2202S44045-3550
18 x 2¾ x 26 in

D2202S44047-3550
24 x 2¾ x 36 in

D2202S44049-3550
30 x 2¾ x 45 in



Messages From the Sea

Textured Paper. Grey Cap Frame. White Smooth | Frame Width: 0.625

D2204S44084-3549
23 x 2¾ x 16 in

D2204S44086-3549
31 x 2¾ x 21 in

D2204S44088-3549
39 x 2¾ x 26 in

D2204S44085-3549
27 x 2¾ x 19 in

D2204S44087-3549
35 x 2¾ x 24 in

D2204S44089-3549
43 x 2¾ x 29 in

Message from the Sea celebrates the elegant allure of Mediterranean coastal life. The composition is a perfectly balanced view of a steeply terraced patio with steps that descend into the sea. Unique Mediterranean architecture provides the focal point with its thick shapes and strong lines in crisp white. The viewer is transported into the scene by virtue of the three-dimensional effect of the image’s angle.

Showing captivating coastal imagery, Message from the Sea is an invitation to immerse oneself in the beauty of nature. An original addition to the exclusive ART by TA Collection.



Touch the Sky

Textured Paper. Grey Cap Frame. White Smooth | Frame Width: 0.625

D2205S43964-3548
23 x 2¾ x 16 in

D2205S43966-3548
31 x 2¾ x 21 in

D2205S43968-3548
39 x 2¾ x 26 in

D2205S43965-3548
27 x 2¾ x 19 in

D2205S43967-3548
35 x 2¾ x 24 in

D2205S43969-3548
43 x 2¾ x 29 in

Touch the Sky captures the essence of a charming Mediterranean mission church nestled atop a hill that overlooks the expanse of the sea. The church façade is a study of simplicity and timeless beauty. The mass of the whitewashed structure is punctuated by the wooden-door entrance and three small windows that are symmetrically balanced. A tower high above the entrance holds a church bell. At the apex stands a simple white cross. In the distance, rugged rock formations provide contrast as they jut up and stand in the teal-blue sea.

As its architectural form succeeds in touching the sky, a message of hope is communicated to the viewer in this original addition to ART by TA.



Green Trace 1 is a fine art print of a Maranta Pardina leaf that evokes the charm of a vintage accademia gallery wall of botanical illustrations. Native to the tropical regions of Central and South America, this leaf is an intriguing and visually alluring botanical specimen often associated with the “prayer plant” family. With its masterful attention to detail, the work has a feather-like quality that reveals its inherent beauty. The leaf’s surface boasts a striking checkerboard pattern of hunter-green and silvery-green patches that creates a mosaic-like appearance. With its captivating color palette and intriguing design, this plant has become a sought-after option for enthusiasts of unique botanical prints.

An exquisite display of color and depth in a famous botanical form, Green Trace 1 is part of the carefully curated ART by TA Collection.



Green Trace 2 is a fine art print of a Cyanophyllum Magnificum leaf that evokes the charm of a vintage accademia gallery wall of botanical illustrations. The plant is native to tropical regions of Central and South America and is often referred to as the “velvet leaf” due to its luxuriously smooth feel. The leaf’s vibrant emerald-green surface is complemented by subtle hints of olive green. Texture is a standout with the leaf’s distinctive pattern of prominent central veins along with delicate interwoven veins that present a crackling effect. The print’s alluring visual qualities and striking texture make it a sought-after addition to any art botanical collection.

An exquisite display of color and depth in a famous botanical form, Green Trace 2 is part of the carefully curated ART by TA Collection.

Green Trace 1

Textured Paper. Silver with Contrasting Edge Cap Frame | Frame Width: 0.8

D2206S44104-3570
15 x 1½ x 23 in

D2206S44106-3570
21 x 1½ x 33 in

D2206S44108-3570
27 x 1½ x 43 in

D2206S44105-3570
18 x 1½ x 28 in

D2206S44107-3570
24 x 1½ x 38 in

Green Trace 2

Textured Paper. Silver with Contrasting Edge Cap Frame | Frame Width: 0.8

D2206S44104-3571
15 x 1½ x 23 in

D2206S44106-3571
21 x 1½ x 33 in

D2206S44108-3571
27 x 1½ x 43 in

D2206S44105-3571
18 x 1½ x 28 in

D2206S44107-3571
24 x 1½ x 38 in



Green Trace 3 is a fine art print of a Calathea Zebrina leaf that evokes the charm of a vintage accademia gallery wall of botanical illustrations. The plant is native to the tropical regions of Brazil and this print highlights the unique beauty of the leaf with its distinctive zebra-like stripes in varying shades of forest and sage green. The exotic texture is brought forward by the two symmetrical halves as smaller veins branch off the midrib of the leaf. The distinctive appearance and intriguing patterns make the Calathea Zebrina a popular choice among botanical art collectors.

An exquisite display of color and depth in a famous botanical form, Green Trace 3 is part of the carefully curated ART by TA Collection.

Green Trace 3

Textured Paper. Silver with Contrasting Edge Cap Frame | Frame Width: 0.8

D2206S44104-3572
15 x 1½ x 23 in

D2206S44106-3572
21 x 1½ x 33 in

D2206S44108-3572
27 x 1½ x 43 in

D2206S44105-3572
18 x 1½ x 28 in

D2206S44107-3572
24 x 1½ x 38 in



Green Trace 4 is a fine art print of a Maranta Albo-Lineata leaf that evokes the charm of a vintage accademia gallery wall of botanical illustrations. Native to the tropical regions of Central and South America, the plant is commonly known as the “white-veined prayer plant.” The leaf’s elegant pattern features contrasting ivory veins set against a moss-green backdrop. The leaf’s texture is smooth and slightly glossy, giving it a polished appearance and the scalloped margin adds a touch of grace to its form. The unique coloration and striking vein patterns make the Maranta Albo-Lineata leaf a popular choice for collectors of botanical art.

An exquisite display of color and depth in a famous botanical form, Green Trace 4 is part of the carefully curated ART by TA Collection.

Green Trace 4

Textured Paper. Silver with Contrasting Edge Cap Frame | Frame Width: 0.8

D2206S44104-3573
15 x 1½ x 23 in

D2206S44106-3573
21 x 1½ x 33 in

D2206S44108-3573
27 x 1½ x 43 in

D2206S44105-3573
18 x 1½ x 28 in

D2206S44107-3573
24 x 1½ x 38 in



Green Trace 5 is a fine art print of a Cordyline (Dracæna) Indivisa leaf that evokes the charm of a vintage accademia gallery wall of botanical illustrations. Native to New Zealand, the leaf is an impressive and visually captivating botanical specimen. Commonly known as the “cabbage tree,” this plant is characterized by its elongated, sword-like leaves that create a striking shape. Touches of burgundy stripes alternate with hues of emerald and sage green to create a sense of depth and dimension. Its dramatic shape and bold coloration make it a standout addition to any art collection of exotic foliage.

An exquisite display of color and depth in a famous botanical form, Green Trace 5 is part of the carefully curated ART by TA Collection.



Green Trace 6 is a fine art print of a Convallaria Majalis Variegata leaf that evokes the charm of a vintage accademia gallery wall of botanical illustrations. The plant is native to Europe and Asia and is commonly known as the “variegated lily of the valley.” This print features a delicate, variegated leaf in hues of forest green accented by veins of olive green that offer a sense of depth and texture. The captivating colors and sophisticated form make this a desirable addition to the collections of botanical art aficionados.

An exquisite display of color and depth in a famous botanical form, Green Trace 6 is part of the carefully curated ART by TA Collection.

Green Trace 5

Textured Paper. Silver with Contrasting Edge Cap Frame | Frame Width: 0.8

D2206S44104-3574
15 x 1½ x 23 in

D2206S44106-3574
21 x 1½ x 33 in

D2206S44108-3574
27 x 1½ x 43 in

D2206S44105-3574
18 x 1½ x 28 in

D2206S44107-3574
24 x 1½ x 38 in

Green Trace 6

Textured Paper. Silver with Contrasting Edge Cap Frame | Frame Width: 0.8

D2206S44104-3575
15 x 1½ x 23 in

D2206S44106-3575
21 x 1½ x 33 in

D2206S44108-3575
27 x 1½ x 43 in

D2206S44105-3575
18 x 1½ x 28 in

D2206S44107-3575
24 x 1½ x 38 in



Soft Blades 1

Textured Paper. Silver with Contrasting Edge Cap Frame | Frame Width: 0.8

D2207S44124-3576 17 x 1½ x 21 in	D2207S44126-3576 23 x 1½ x 29 in	D2207S44128-3576 29 x 1½ x 37 in
D2207S44125-3576 20 x 1½ x 25 in	D2207S44127-3576 26 x 1½ x 33 in	

Soft Blades 1 is a botanical print featuring an abstracted palm leaf providing a contemporary view of nature. The meticulously drawn leaf, reminiscent of clapboard architecture, showcases the work’s texture. The muted color palette in sage and olive green offers a reflective moment.

Inspired by nature, Soft Blades 1 captures a gentle serenity in shades of green and a delicate, organic form. Part of the exclusive ART by TA collection.



Soft Blades 2

Textured Paper. Silver with Contrasting Edge Cap Frame | Frame Width: 0.8

D2207S44124-3577 17 x 1½ x 21 in	D2207S44126-3577 23 x 1½ x 29 in	D2207S44128-3577 29 x 1½ x 37 in
D2207S44125-3577 20 x 1½ x 25 in	D2207S44127-3577 26 x 1½ x 33 in	

Soft Blades 2 is a botanical print featuring clustered palm leaves that offer a contemporary view of nature. Texture is brought forward in the meticulously drawn leaves that are reminiscent of clapboard architecture. The muted color palette in sage and olive green offers a reflective moment.

A continuation of Soft Blades 1, Soft Blades 2 captures the gentle serenity of nature through a delicate, organic form. Part of the exclusive ART by TA collection.



Jungle Edges 1

Textured Paper. Silver with Contrasting Edge Cap Frame | Frame Width: 0.8

D2208S44144-3579 17 x 1½ x 21 in	D2208S44146-3579 23 x 1½ x 29 in	D2208S44148-3579 29 x 1½ x 37 in
D2208S44145-3579 20 x 1½ x 25 in	D2208S44147-3579 26 x 1½ x 33 in	

Jungle Edges 1 is part of a fine art series of two prints that feature an abstracted topical forest motif. Bold contour lines in varying lengths are punctuated by the optical effects of positive shapes and negative space. Using a simple color scheme of olive green, a minimalist feeling is given to these prints.

Deliberate linear forms create an illusion of movement and depth in this remarkable display of careful spacing and expert brushstrokes An exquisite addition to ART by TA.



Jungle Edges 2

Textured Paper. Silver with Contrasting Edge Cap Frame | Frame Width: 0.8

D2208S44144-3578 17 x 1½ x 21 in	D2208S44146-3578 23 x 1½ x 29 in	D2208S44148-3578 29 x 1½ x 37 in
D2208S44145-3578 20 x 1½ x 25 in	D2208S44147-3578 26 x 1½ x 33 in	

Jungle Edges 2 is part of a fine art series of two prints that feature an abstracted topical forest motif. Bold contour lines in varying lengths are punctuated by the optical effects of positive shapes and negative space. Using a simple color scheme of olive green, a minimalist feeling is given to these prints.

Deliberate linear forms create an illusion of movement and depth in this remarkable display of careful spacing and expert brushstrokes An exquisite addition to ART by TA.



Blush Lines

Canvas. Silver Leaf Cap Frame | Frame Width: 2.125

D2197S43932-3541 26 x 1½ x 19 in	D2197S43934-3541 38 x 1½ x 27 in	D2197S43936-3541 50 x 1½ x 35 in
D2197S43933-3541 32 x 1½ x 23 in	D2197S43935-3541 44 x 1½ x 31 in	D2197S43937-3541 56 x 1½ x 39 in

Blush Lines offers an Impressionist view of a classically posed nude female as viewed from the back. A subtle use of color in shades of indigo, pale yellow, and tan wash over the contemplative focus. Formal brush and line techniques provide texture and depth to the work on canvas.

Neutral tones and a blurred outline combine into a graceful form in this classical figure-drawing. Part of the carefully curated ART by TA Collection, Blush Lines is a unique and exclusive work of art in an exquisite Silver Leaf Cap Frame.



Soft Lines

Canvas. Silver Leaf Cap Frame | Frame Width: 2.125

D149S2964-353 26 x 1½ x 19 in	D149S2968-353 34 x 1½ x 24 in	D149S2970-353 38 x 1½ x 27 in
D149S2966-353 30 x 1½ x 22 in		

Soft Lines offers an Impressionist view of a classically posed nude female in recline. Subtle coloring in shades of lavender, sea foam green, and straw yellow frame the contour of the body and backdrop. Texture is brought forward through the layering of color and brush and line technique.

A graceful depiction of a delicate, feminine form, Soft Lines uses blurred textures and subtle tones to inspire a feeling of subdued reflection.



Eloquent Thoughts 1

Textured Paper. Black Cap Frame. White Smooth Single Mat | Frame Width: 1.625

D2218S44342-3569 24 x 0¾ x 24 in	D2218S44345-3569 33 x 0¾ x 33 in	D2218S44347-3569 39 x 0¾ x 39 in
D2218S44344-3569 30 x 0¾ x 30 in	D2218S44346-3569 36 x 0¾ x 36 in	D2218S44348-3569 42 x 0¾ x 42 in

Eloquent Thoughts 1 is part of a series of six works that hark back to the Abstract Expressionist movement that emerged in the mid-20th century. These works are characterized by bold, gestural marks that express action.

Incorporating contemporary elements of late-20th-century Graffiti Art that offer an urban feel, Eloquent Thoughts 1 shifts from light to dark in a pleasing arrangement of abstract forms. The color scheme consists of greige, steel blue, smoke, and alabaster in this beautiful addition to the carefully curated ART by TA Collection.



Eloquent Thoughts 2

Textured Paper. Black Cap Frame. White Smooth Single Mat | Frame Width: 1.625

D2218S44342-3568 24 x 0¾ x 24 in	D2218S44345-3568 33 x 0¾ x 33 in	D2218S44347-3568 39 x 0¾ x 39 in
D2218S44344-3568 30 x 0¾ x 30 in	D2218S44346-3568 36 x 0¾ x 36 in	D2218S44348-3568 42 x 0¾ x 42 in

Eloquent Thoughts 2 is part of a series of six works that hark back to the Abstract Expressionist movement that emerged in the mid-20th century. These works are characterized by bold, gestural marks that express action.

In this work, two large swathes of pewter and steel blue form the background. Strong marks and faint lines in cerulean, burnt orange, and chalk punctuate the work's surface. A rich contrast of neutral tones is vivisected by a bold display of abstract forms. Shifting from light to dark, Eloquent Thoughts 2 is a stunning addition to the exclusive ART by TA Collection.



Eloquent Thoughts 3

Textured Paper. Black Cap Frame. White Smooth Single Mat | Frame Width: 1.625

D2218S44342-3567
24 x 0¾ x 24 in

D2218S44345-3567
33 x 0¾ x 33 in

D2218S44347-3567
39 x 0¾ x 39 in

D2218S44344-3567
30 x 0¾ x 30 in

D2218S44346-3567
36 x 0¾ x 36 in

D2218S44348-3567
42 x 0¾ x 42 in

Eloquent Thoughts 3 is part of a series of six works that hark back to the Abstract Expressionist movement that emerged in the mid-20th century. These works are characterized by bold, gestural marks that express action.

An abstract subject appears to be lost in quiet reflection in this energetic work. Featuring diverse marks and swathes of color that offer an industrial feel, a multi-color scheme in steel blue, alabaster, burnt orange, mustard, and dove grey lends strength to the work. An original addition to the carefully curated ART by TA Collection.



Eloquent Thoughts 4

Textured Paper. Black Cap Frame. White Smooth Single Mat | Frame Width: 1.625

D2218S44342-3566
24 x 0¾ x 24 in

D2218S44345-3566
33 x 0¾ x 33 in

D2218S44347-3566
39 x 0¾ x 39 in

D2218S44344-3566
30 x 0¾ x 30 in

D2218S44346-3566
36 x 0¾ x 36 in

D2218S44348-3566
42 x 0¾ x 42 in

Eloquent Thoughts 4 is part of a series of six works that hark back to the Abstract Expressionist movement that emerged in the mid-20th century. These works are characterized by bold, gestural marks that express action.

A vibrant composition, Eloquent Thoughts 4 offers overlapping patterns and hues that give it a strong presence. Sky blue dominates the color palette and is complemented by a swathe of ash grey and a vivid pop of burnt orange in this original work of art is shown on textured paper and is part of the exclusive ART by TA Collection.



Eloquent Thoughts 5

Textured Paper. Black Cap Frame. White Smooth Single Mat | Frame Width: 1.625

D2218S44342-3565
24 x 0¾ x 24 in

D2218S44345-3565
33 x 0¾ x 33 in

D2218S44347-3565
39 x 0¾ x 39 in

D2218S44344-3565
30 x 0¾ x 30 in

D2218S44346-3565
36 x 0¾ x 36 in

D2218S44348-3565
42 x 0¾ x 42 in

Eloquent Thoughts 5 is part of a series of six works that hark back to the Abstract Expressionist movement that emerged in the mid-20th century. These works are characterized by bold, gestural marks that express action.

Waves of white crash down upon abstract splashes of color in Eloquent Thoughts 5. This bustling work is packed with overlapping colors and brushstrokes that give it a textural feel. A swathe of alabaster and steel blue command the surface with patches of mustard, burnt orange, coral, and midnight blue providing depth in this original addition to the carefully curated ART by TA Collection.



Eloquent Thoughts 6

Textured Paper. Black Cap Frame. White Smooth Single Mat | Frame Width: 1.625

D2218S44342-3564
24 x 0¾ x 24 in

D2218S44345-3564
33 x 0¾ x 33 in

D2218S44347-3564
39 x 0¾ x 39 in

D2218S44344-3564
30 x 0¾ x 30 in

D2218S44346-3564
36 x 0¾ x 36 in

D2218S44348-3564
42 x 0¾ x 42 in

Eloquent Thoughts 6 is part of a series of six works that hark back to the Abstract Expressionist movement that emerged in the mid-20th century. These works are characterized by bold, gestural marks that express action.

A daring blend of abstract forms and contrasting tones, Eloquent Thoughts 6 features a variety of conceptual marks that give the work a decidedly contemporary feel. Burnt orange is a standout in the color scheme with an undergirding of sky blue, dove grey, and midnight blue. An original addition to the exclusive ART by TA Collection.



Slated Expression

Canvas. Warm Silver Floater Frame | Frame Width: 0.6

D1343S26852-2335 23 x 2¼ x 27 in	D1343S26854-2335 35 x 2¼ x 41 in	D1343S26856-2335 47 x 2¼ x 55 in
D1343S26853-2335 29 x 2¼ x 34 in	D1343S26855-2335 41 x 2¼ x 48 in	D1343S26857-2335 53 x 2¼ x 62 in

Slated Expression harks back to the Abstract Expressionist movement that emerged in the mid-20th century. Bold, gestural marks that express unrestrained action command the view. Contemporary elements of late-20th-century Graffiti Art are present in the scrawls and shapes in the upper plane. The color scheme rendered in greige, steel blue, smoke, alabaster, and ink lends the work its urban feel.

A stunning conclusion to the six piece Eloquent Thoughts series, Slated Expression offers a powerful narrative told through abstract forms and vibrant displays of color amidst blends of neutral tones. An original addition to the exclusive ART by TA collection.



Mixing in The Red 1

Canvas | Hand Embellished Semi Gloss | F718 - Warm Silver Floater Frame - Width: 0.6

D2473S49492-4019 20 x 2½ x 23 in	D2473S49494-4019 32 x 2½ x 37 in	D2473S49496-4019 44 x 2½ x 51 in
D2473S49493-4019 26 x 2½ x 30 in	D2473S49495-4019 38 x 2½ x 44 in	D2473S49497-4019 50 x 2½ x 58 in

Mixing in the Red 1 is reminiscent of the work of James Harvard who pioneered Abstract Illusionism, an art style that makes two-dimensional works appear three-dimensional using various application techniques. This complex work of art relies on blocks of shapes, marks, and lines that both occupy and exit the picture plane thus blurring the boundaries between dimensions.

An intricate color scheme in alabaster, ecru, pumpkin, and brick red complements the composition eliciting a conversation about the multifaceted nature of perception in this original work on canvas. Part of the carefully curated ART by TA Collection.



Stormy Summer

Canvas. Warm Silver Floater Frame | Frame Width: 0.6

D1532S30633-2711
23 x 2¼ x 33 in

D1532S30634-2711
29 x 2¼ x 42 in

D1532S30635-2711
35 x 2¼ x 51 in

D1532S30636-2711
41 x 2¼ x 60 in

D1532S30637-2711
47 x 2¼ x 69 in

D1532S30638-2711
53 x 2¼ x 78 in

D1532S30639-2711
59 x 2¼ x 87 in

Stormy Summer offers a blurred composition of muted color that suggests swirling clouds. The color scheme in dove grey, smoke, teal, and Prussian blue adds to the moment of the work on canvas. A glimmer of a brighter sky breaks through in a patch of alabaster.

An abstract depiction of a warm summer rain flows through this original work of art on canvas. Part of the carefully curated ART by TA collection, Stormy Summer provokes a passionate response through deliberate brush strokes in a palette of earth tones.



Blue in My Corner 1

Canvas - Framed | Hand Embellished Semi Gloss | F382 - Black Cap Frame - Width: 0.875
F468 - Natural Linen Liner - Width: 1.25

D2468S49472-4020
18 x 1¾ x 24 in

D2468S49473-4020
23 x 1½ x 31 in

D2468S49474-4020
28 x 1½ x 38 in

D2468S49475-4020
33 x 1½ x 45 in

D2468S49476-4020
38 x 1½ x 53 in

Blue In My Corner 1 recalls the early work of Robert Motherwell, the influential American Abstract Expressionist painter. This abstract composition on paper is marked by two contrasting blocks of color in snowy white and Aegean blue. A solid shape in steel grey punctuates the lower portion of the picture plane while hand-drawn marks provide a focal point. Embedded scraps of newsprint lend a bit of texture to the work.

A rejection of realism, Blue in My Corner 1 serves as a dialogue between poetry and art in this emotional work on canvas. An original addition to the exclusive ART by TA Collection.



Sweet Summer 1

Canvas | Hand Embellished Semi Gloss | F493 - Satin Gold Floater Frame - Width: 0.375

D2474S49433-4038 34 x 2¾ x 21 in	D2474S49435-4038 46 x 2½ x 28 in	D2474S49437-4038 58 x 2½ x 35 in
D2474S49434-4038 40 x 2½ x 24 in	D2474S49436-4038 52 x 2½ x 31 in	D2474S49438-4038 64 x 2½ x 38 in

Sweet Summer 1 is a large-scale abstract work on canvas that explores the interplay between positive shape and negative space. A duality is offered here between a solid sage green block and a small oval object outlined in forest green and a large void that dominates the right side of the work save for a few heavy brushstrokes. The interchange of contrasting hues in muted moss green, cream, and dove grey complements the dichotomy of the work.

A graceful balance of delicate abstract forms and pleasing tones, Sweet Summer 1 works as a beautiful companion piece to Sweet Summer 2. Part of the carefully curated and exclusive ART by TA Collection.



Sweet Summer 2

Canvas | Hand Embellished Semi Gloss | F493 - Satin Gold Floater Frame - Width: 0.375

D2474S49433-4039 34 x 2¾ x 21 in	D2474S49435-4039 46 x 2½ x 28 in	D2474S49437-4039 58 x 2½ x 35 in
D2474S49434-4039 40 x 2½ x 24 in	D2474S49436-4039 52 x 2½ x 31 in	D2474S49438-4039 64 x 2½ x 38 in

Sweet Summer 2 is a large-scale abstract work on canvas that focuses on depth and dimension. Depth is rendered through a curved window-like structure that gives the impression of looking through to another dimension. An understated color scheme in rose champagne, cream, dove grey, and forest green allows the viewer to contemplate what is just beyond.

A graceful balance of delicate abstract forms and pleasing tones, Sweet Summer 2 works as a beautiful companion piece to Sweet Summer 1. Part of the carefully curated and exclusive ART by TA Collection.



Dream Mist 1

Textured Paper - Single Matboard | M4 - Warm White Smooth + White Core Width: 2”
F952 - Whitewash Woodgrain Cap Frame - Width: 1

D2469S49445-4026
18 x 1¼ x 21 in

D2469S49447-4026
26 x 1¼ x 32 in

D2469S49449-4026
34 x 1¼ x 42 in

D2469S49446-4026
22 x 1¼ x 27 in

D2469S49448-4026
30 x 1¼ x 37 in

Dream Mist 1 is an intriguing abstract dual-composition print that employs a radiograph-like technique resulting in a translucent effect. On the left side of the composition, three ovoid objects are outlined in rings of charcoal. The right side of the print slightly overlays on the left and features two abstract objects along with a utensil-like object. The transparent, simplified color palette in seafoam green and charcoal adds to the work’s mystery.

A delicate and balanced composition on textured paper, Dream Mist 1 invites the viewer to engage with abstract objects at the visual level. Part of the carefully curated and exclusive ART by TA Collection, this original work of art is a beautiful companion to Dream Mist 2.



Dream Mist 2

Textured Paper - Single Matboard | M4 - Warm White Smooth + White Core Width: 2”
F952 - Whitewash Woodgrain Cap Frame - Width: 1

D2469S49445-4027
18 x 1¼ x 21 in

D2469S49447-4027
26 x 1¼ x 32 in

D2469S49449-4027
34 x 1¼ x 42 in

D2469S49446-4027
22 x 1¼ x 27 in

D2469S49448-4027
30 x 1¼ x 37 in


Dream Mist 2 is an intriguing abstract dual-composition companion print that employs a radiograph-like technique resulting in a translucent effect. On the left side of the composition, two large ovoid objects adjoin. Charcoal lines provide objects with minimal definition. The objects on the right side of the print are more opaque given the heavier layering of color. The objects are more clearly defined by bold dark marks. A color palette in seafoam green on the left with slate grey, jet black, and seafoam green on the right add to the work’s duality.

A delicate and balanced composition on textured paper, Dream Mist 2 invites the viewer to engage with abstract objects at the visual level. Part of the carefully curated ART by TA Collection, this original work of art is a beautiful companion to Dream Mist 1.



Energy Within Me 1 is a captivating biomorphic abstract print that presents a duality of perception and interpretation. The left side of the composition is reminiscent of natural elements, perhaps cellular structures or microscopic organisms, but interpreted through an abstract lens. Bold colors in ultramarine blue, slate grey, and dark tan add depth. In contrast, the right side of the print allows for a clearer distinction between biomorphic shapes with non-representational objects rendered with slightly more definition. Earthy colors are present here in rust, sage, and fawn.

An original addition to ART by TA, Energy Within Me 1 is a striking piece that invites the viewer to question, interpret, and ultimately engage with the biomorphic world in an abstract way. A beautiful companion piece to Energy Within Me 2.



Energy Within Me 2 is a divided biomorphic abstract print that offers contrasting views of nature. The left side of the composition is clearly more abstract and features non-representational objects that appear to grow out from the center of the composition. A muted color scheme in slate grey, chestnut, and alabaster with a hint of khaki adds to the earthiness of the arrangement. The right side of the work features more objective forms. A bolder palette in cerulean, indigo, slate grey, and dark tan further delineates the structure of the objects.

A compelling work of art on textured paper, Energy Within Me 2 invites the observer to question and interact with its divided perspective. An original addition to the exclusive ART by TA Collection and a beautiful companion piece to Energy Within Me 1.

Energy Within Me 1

Textured Paper - Single Matboard | M5 - White Smooth + White Core Width: 3”
F1188 - Silver with Contrasting Edge Cap Frame - Width: 0.8

D2472S49525-4023
19 x 1½ x 24 in

D2472S49527-4023
27 x 1½ x 36 in

D2472S49529-4023
35 x 1½ x 48 in

D2472S49526-4023
23 x 1½ x 30 in

D2472S49528-4023
31 x 1½ x 42 in

D2472S49530-4023
39 x 1½ x 45 in

Energy Within Me 2

Textured Paper - Single Matboard | M5 - White Smooth + White Core Width: 3”
F1188 - Silver with Contrasting Edge Cap Frame - Width: 0.8

D2472S49525-4025
19 x 1½ x 24 in

D2472S49527-4025
27 x 1½ x 36 in

D2472S49529-4025
35 x 1½ x 48 in

D2472S49526-4025
23 x 1½ x 30 in

D2472S49528-4025
31 x 1½ x 42 in

D2472S49530-4025
39 x 1½ x 45 in



Yellow Cast 1

Textured Paper - Single Matboard | M7 - Cream Belgique + Antwerpen Width: 3”
F669 - Silver Cap Frame - Width: 0.875

D2477S49405-4040
23 x 1¼ x 26 in

D2477S49407-4040
31 x 1¼ x 35 in

D2477S49409-4040
39 x 1¼ x 44 in

D2477S49406-4040
27 x 1¼ x 30 in

D2477S49408-4040
35 x 1¼ x 40 in

In Yellow Cast 1, a sincerity born of simplistic forms and an understated palette becomes challenged as the object of the subject’s gaze comes into question. At once appearing to look both straight ahead and to the side, the viewer is invited to reflect upon and become immersed within the perspective.

An original addition to the carefully curated ART by TA Collection, Yellow Cast 1 is a beautiful reflection of one’s frame of mind in softened forms and muted tones.



A Moment for Me

Canvas. Silver Leaf Cap Frame | Frame Width: 2.125

D2199S43991-3553
39 x 1½ x 47 in

D2199S43993-3553
51 x 1½ x 61 in

D2199S43995-3553
63 x 1½ x 76 in

D2199S43992-3553
45 x 1½ x 54 in

D2199S43994-3553
57 x 1½ x 69 in

A Moment for Me offers a contemplative moment captured in time. With a pale, soothing palette of indigo, shades of grey, and soft yellow, the work on canvas features a softened Impressionist view of a seated female figure lost in thought. A serene portrait, this elegant work of art brings a feeling of quiet reflection through subdued tones and blurred forms.

Part of the carefully curated ART by TA Collection, A Moment for Me is an exclusive work of art on canvas. Comes in a silver leaf cap frame.



Romantic Figures 1 is a series of six playful prints reminiscent of illustrated playing cards. The series is a delightful mash-up of early synthetic Cubist sentiments and bold German Expressionist figures. Synthetic Cubism of the early 20th century began to blur the boundaries between painting and sculpture by offering a new understanding of the pictorial surface. During the same time, German Expressionism broke away from traditional norms of representing the human figure.

Romantic Figures 1 wonderfully embraces both artistic movements. Here, the royal crowned king holds court with his rose scepter. The scene is set in large swathes of dense brushstrokes punctuated by open spaces. The striking color palette in charcoal, bright white, and khaki add both depth and emotion to this work. Part of the exclusive ART by TA Collection, Romantic Figures 1 offers a striking portrayal of Synthetic Cubism and German Expressionism in this original series of works.



Romantic Figures 2 is a series of six playful prints reminiscent of illustrated playing cards. The series is a delightful mash-up of early synthetic Cubist sentiments and bold German Expressionist figures. Synthetic Cubism of the early 20th century began to blur the boundaries between painting and sculpture by offering a new understanding of the pictorial surface. During the same time, German Expressionism broke away from traditional norms of representing the human figure.

Romantic Figures 2 wonderfully embraces both artistic movements. This works features a regal raven-haired queen crowned with an expressive tiara. The scene is set in large swathes of dense charcoal brushstrokes distinguished by the queen's royal robes in moss green and gold that convey her power. Part of the exclusive ART by TA Collection, Romantic Figures 2 offers a striking portrayal of Synthetic Cubism and German Expressionism in this original series of works.

Romantic Figures 1

Textured Paper - Single Matboard | M7 - Cream Belgique + Antwerpen Width: 2"
F378 - Satin Bronze Cap Frame - Width: 0.875

D2476S49505-4028
15 x 1½ x 20 in

D2476S49507-4028
23 x 1½ x 32 in

D2476S49509-4028
31 x 1½ x 44 in

D2476S49506-4028
19 x 1½ x 26 in

D2476S49508-4028
27 x 1½ x 38 in

D2476S49510-4028
35 x 1½ x 50 in

Romantic Figures 2

Textured Paper - Single Matboard | M7 - Cream Belgique + Antwerpen Width: 2"
F378 - Satin Bronze Cap Frame - Width: 0.875

D2476S49505-4029
15 x 1½ x 20 in

D2476S49507-4029
23 x 1½ x 32 in

D2476S49509-4029
31 x 1½ x 44 in

D2476S49506-4029
19 x 1½ x 26 in

D2476S49508-4029
27 x 1½ x 38 in

D2476S49510-4029
35 x 1½ x 50 in



Romantic Figures 3 is a series of six playful prints reminiscent of illustrated playing cards. The series is a delightful mash-up of early synthetic Cubist sentiments and bold German Expressionist figures. Synthetic Cubism of the early 20th century began to blur the boundaries between painting and sculpture by offering a new understanding of the pictorial surface. During the same time, German Expressionism broke away from traditional norms of representing the human figure.

Romantic Figures 3 wonderfully embraces both artistic movements. The captain of the King’s army is seen here. Picasso’s influence is evident in the captain’s Cubist facial structure and the textural proportions in the foreground of the print that highlight various angular patterns and forms. Part of the exclusive ART by TA Collection, Romantic Figures 3 offers a striking portrayal of Synthetic Cubism and German Expressionism in this original series of works.



Romantic Figures 4 is a series of six playful prints reminiscent of illustrated playing cards. The series is a delightful mash-up of early synthetic Cubist sentiments and bold German Expressionist figures. Synthetic Cubism of the early 20th century began to blur the boundaries between painting and sculpture by offering a new understanding of the pictorial surface. During the same time, German Expressionism broke away from traditional norms of representing the human figure.

The Joker makes an appearance in Romantic Figures 4. Here, the influence of Picasso’s Cubist harlequin motif is evident in the Joker’s one-eye triangular face and hat as well as in his disjointed pantaloons. Part of the exclusive ART by TA Collection, Romantic Figures 4 offers a striking portrayal of Synthetic Cubism and German Expressionism in this original series of works.

Romantic Figures 3

Textured Paper - Single Matboard | M7 - Cream Belgique + Antwerpen Width: 2”
F378 - Satin Bronze Cap Frame - Width: 0.875

D2476S49505-4030
15 x 1½ x 20 in

D2476S49507-4030
23 x 1½ x 32 in

D2476S49509-4030
31 x 1½ x 44 in

D2476S49506-4030
19 x 1½ x 26 in

D2476S49508-4030
27 x 1½ x 38 in

D2476S49510-4030
35 x 1½ x 50 in

Romantic Figures 4

Textured Paper - Single Matboard | M7 - Cream Belgique + Antwerpen Width: 2”
F378 - Satin Bronze Cap Frame - Width: 0.875

D2476S49505-4031
15 x 1½ x 20 in

D2476S49507-4031
23 x 1½ x 32 in

D2476S49509-4031
31 x 1½ x 44 in

D2476S49506-4031
19 x 1½ x 26 in

D2476S49508-4031
27 x 1½ x 38 in

D2476S49510-4031
35 x 1½ x 50 in



Romantic Figures 5 is a series of six playful prints reminiscent of illustrated playing cards. The series is a delightful mash-up of early synthetic Cubist sentiments and bold German Expressionist figures. Synthetic Cubism of the early 20th century began to blur the boundaries between painting and sculpture by offering a new understanding of the pictorial surface. During the same time, German Expressionism broke away from traditional norms of representing the human figure.

In Romantic Figures 5, the royal princess appears to be disinterested as she nonchalantly balances her crown in her hand. Picasso’s Cubist influence is seen in her single, closed eye. Her raven hair is swept back into a regal bun held by a diamond clasp. Part of the exclusive ART by TA Collection, Romantic Figures 5 offers a striking portrayal of Synthetic Cubism and German Expressionism in this original series of works.



Romantic Figures 6 is a series of six playful prints reminiscent of illustrated playing cards. The series is a delightful mash-up of early synthetic Cubist sentiments and bold German Expressionist figures. Synthetic Cubism of the early 20th century began to blur the boundaries between painting and sculpture by offering a new understanding of the pictorial surface. During the same time, German Expressionism broke away from traditional norms of representing the human figure.

In Romantic Figures 6, the royal prince stands determined at court confident of his position. Wearing a dark crown, he calculatingly balances an apple in the palm of his hand. His hunter-green robe tops his Cubist truncated khaki trousers. He claims his fate. Part of the exclusive ART by TA Collection, Romantic Figures 6 offers a striking portrayal of Synthetic Cubism and German Expressionism in this original series of works.

Romantic Figures 5

Textured Paper - Single Matboard | M7 - Cream Belgique + Antwerpen Width: 2”
F378 - Satin Bronze Cap Frame - Width: 0.875

D2476S49505-4032
15 x 1½ x 20 in

D2476S49506-4032
19 x 1½ x 26 in

D2476S49507-4032
23 x 1½ x 32 in

D2476S49508-4032
27 x 1½ x 38 in

D2476S49509-4032
31 x 1½ x 44 in

D2476S49510-4032
35 x 1½ x 50 in

Romantic Figures 6

Textured Paper - Single Matboard | M7 - Cream Belgique + Antwerpen Width: 2”
F378 - Satin Bronze Cap Frame - Width: 0.875

D2476S49505-4033
15 x 1½ x 20 in


D2476S49506-4033
19 x 1½ x 26 in

D2476S49507-4033
23 x 1½ x 32 in

D2476S49508-4033
27 x 1½ x 38 in

D2476S49509-4033
31 x 1½ x 44 in

D2476S49510-4033
35 x 1½ x 50 in



Building Blocks 1 hints at the impactful work of Robert Motherwell, a pivotal figure in the American abstract expressionist movement as a member of the New York School. This minimalist work emphasizes deliberate and bold black abstract marks on paper that offer a dynamic balance between filled and empty spaces. The simplified black-and-white color scheme and a series of vertical forms could be seen as abstracted characters.

Part of the exclusive ART by TA Collection, an invitation for reflection occurs in the light and dark spaces of this thought-provoking work on textured paper.

Building Blocks 1

Textured Paper - Single Matboard | M7 - Cream Belgique + Antwerpen Width: 1”
F1322 - Black Cap Frame - Width: 1.625

D2470S49385-4022
12 x 0¾ x 17 in

D2470S49387-4022
20 x 0¾ x 31 in

D2470S49389-4022
28 x 0¾ x 45 in

D2470S49386-4022
16 x 0¾ x 24 in

D2470S49388-4022
24 x 0¾ x 38 in

D2470S49390-4022
32 x 0¾ x 52 in



Shaping My Path 1

Textured Paper | F1188 - Silver with Contrasting Edge Cap Frame - Width: 0.8

D2479S49566-4009
22 x 1½ x 14 in

D2479S49568-4009
30 x 1½ x 18 in


D2479S49570-4009
38 x 1½ x 23 in

D2479S49567-4009
26 x 1½ x 16 in

D2479S49569-4009
34 x 1½ x 21 in

Shaping My Path 1 is a series of nine prints that are suggestive of American artist Robert Mangold, a prominent figure in the Minimalist art movement of the mid-20th century. Minimalism represented a radical shift in the understanding and creation of art by rejecting narrative content and reducing art to the most basic elements by removing recognizable subjects or themes. Geometric forms, symmetry, and repetitive patterns are hallmarks of Minimalism. A monochromatic color scheme, another mark of Mangold and Minimalism, is a strong feature of this superb series. Shaping My Path 1 features a single geometric object that is marked by its flatness and absence of illusionistic depth. A single-color scheme in khaki adds to its enticing simplicity.

Positive and negative space work in harmony in this alluring homage to the Minimalist movement. Part of the carefully curated ART by TA Collection, the Shaping My Path series is an exclusive and original addition of works on textured paper.



Shaping My Path 2

Textured Paper | F1188 - Silver with Contrasting Edge Cap Frame - Width: 0.8

D2479S49566-4010
22 x 1½ x 14 in

D2479S49568-4010
30 x 1½ x 18 in


D2479S49570-4010
38 x 1½ x 23 in

D2479S49567-4010
26 x 1½ x 16 in

D2479S49569-4010
34 x 1½ x 21 in

Shaping My Path 2 is a series of nine prints that are suggestive of American artist Robert Mangold, a prominent figure in the Minimalist art movement of the mid-20th century. Minimalism represented a radical shift in the understanding and creation of art by rejecting narrative content and reducing art to the most basic elements by removing recognizable subjects or themes. Geometric forms, symmetry, and repetitive patterns are hallmarks of Minimalism. A monochromatic color scheme, another mark of Mangold and Minimalism, is a strong feature of this superb series. Shaping My Path 2 features a single geometric object that cleverly employs the technique of positive shape and negative space through its use of a cutout. A single-color scheme in olive green adds to its enticing simplicity.

Positive and negative space work in harmony in this alluring homage to the Minimalist movement. Part of the carefully curated ART by TA Collection, the Shaping My Path series is an exclusive and original addition of works on textured paper.



Shaping My Path 3

Textured Paper | F1188 - Silver with Contrasting Edge Cap Frame - Width: 0.8

D2479S49566-4011
22 x 1½ x 14 in

D2479S49568-4011
30 x 1½ x 18 in

D2479S49570-4011
38 x 1½ x 23 in

D2479S49567-4011
26 x 1½ x 16 in

D2479S49569-4011
34 x 1½ x 21 in

Shaping My Path 3 is a series of nine prints that are suggestive of American artist Robert Mangold, a prominent figure in the Minimalist art movement of the mid-20th century. Minimalism represented a radical shift in the understanding and creation of art by rejecting narrative content and reducing art to the most basic elements by removing recognizable subjects or themes. Geometric forms, symmetry, and repetitive patterns are hallmarks of Minimalism. A monochromatic color scheme, another mark of Mangold and Minimalism, is a strong feature of this superb series. Shaping My Path 3 features a single geometric object that utilizes a repetitive terraced motif that suggests movement. A single-color scheme in mint green adds to its enticing simplicity.

Positive and negative space work in harmony in this alluring homage to the Minimalist movement. Part of the carefully curated ART by TA Collection, the Shaping My Path series is an exclusive and original addition of works on textured paper.



Shaping My Path 4

Textured Paper | F1188 - Silver with Contrasting Edge Cap Frame - Width: 0.8

D2479S49566-4012

22 x 1½ x 14 in

D2479S49568-4012

30 x 1½ x 18 in

D2479S49570-4012

38 x 1½ x 23 in

D2479S49567-4012

26 x 1½ x 16 in

D2479S49569-4012

34 x 1½ x 21 in

Shaping My Path 4 is a series of nine prints that are suggestive of American artist Robert Mangold, a prominent figure in the Minimalist art movement of the mid-20th century. Minimalism represented a radical shift in the understanding and creation of art by rejecting narrative content and reducing art to the most basic elements by removing recognizable subjects or themes. Geometric forms, symmetry, and repetitive patterns are hallmarks of Minimalism. A monochromatic color scheme, another mark of Mangold and Minimalism, is a strong feature of this superb series. Shaping My Path 4 features a single geometric object that challenges traditional notions of form and space. A single-color scheme in antique white adds to its enticing simplicity.

Positive and negative space work in harmony in this alluring homage to the Minimalist movement. Part of the carefully curated ART by TA Collection, the Shaping My Path series is an exclusive and original addition of works on textured paper.



Shaping My Path 5

Textured Paper | F1188 - Silver with Contrasting Edge Cap Frame - Width: 0.8

D2479S49566-4013

22 x 1½ x 14 in

D2479S49568-4013

30 x 1½ x 18 in

D2479S49570-4013

38 x 1½ x 23 in

D2479S49567-4013


26 x 1½ x 16 in

D2479S49569-4013

34 x 1½ x 21 in

Shaping My Path 5 is a series of nine prints that are suggestive of American artist Robert Mangold, a prominent figure in the Minimalist art movement of the mid-20th century. Minimalism represented a radical shift in the understanding and creation of art by rejecting narrative content and reducing art to the most basic elements by removing recognizable subjects or themes. Geometric forms, symmetry, and repetitive patterns are hallmarks of Minimalism. A monochromatic color scheme, another mark of Mangold and Minimalism, is a strong feature of this superb series. Shaping My Path 5 features a single geometric object that defies the conventional rectangular form yet still offers a sense of balance. A single-color scheme in steel grey adds to its enticing simplicity.

Positive and negative space work in harmony in this alluring homage to the Minimalist movement. Part of the carefully curated ART by TA Collection, the Shaping My Path series is an exclusive and original addition of works on textured paper.



Shaping My Path 6

Textured Paper | F1188 - Silver with Contrasting Edge Cap Frame - Width: 0.8

D2479S49566-4014 22 x 1½ x 14 in	D2479S49568-4014 30 x 1½ x 18 in	D2479S49570-4014 38 x 1½ x 23 in
D2479S49567-4014 26 x 1½ x 16 in	D2479S49569-4014 34 x 1½ x 21 in	

Shaping My Path 6 is a series of nine prints that are suggestive of American artist Robert Mangold, a prominent figure in the Minimalist art movement of the mid-20th century. Minimalism represented a radical shift in the understanding and creation of art by rejecting narrative content and reducing art to the most basic elements by removing recognizable subjects or themes. Geometric forms, symmetry, and repetitive patterns are hallmarks of Minimalism. A monochromatic color scheme, another mark of Mangold and Minimalism, is a strong feature of this superb series. Shaping My Path 6 offers a playful allusion of shape and space and the single-color scheme in graphite adds to its enticing simplicity.

Positive and negative space work in harmony in this alluring homage to the Minimalist movement. Part of the carefully curated ART by TA Collection, the Shaping My Path series is an exclusive and original addition of works on textured paper.



Shaping My Path 7

Textured Paper | F1188 - Silver with Contrasting Edge Cap Frame - Width: 0.8

D2479S49566-4015 22 x 1½ x 14 in	D2479S49568-4015 30 x 1½ x 18 in	D2479S49570-4015 38 x 1½ x 23 in
D2479S49567-4015 26 x 1½ x 16 in	D2479S49569-4015 34 x 1½ x 21 in	

Shaping My Path 7 is a series of nine prints that are suggestive of American artist Robert Mangold, a prominent figure in the Minimalist art movement of the mid-20th century. Minimalism represented a radical shift in the understanding and creation of art by rejecting narrative content and reducing art to the most basic elements by removing recognizable subjects or themes. Geometric forms, symmetry, and repetitive patterns are hallmarks of Minimalism. A monochromatic color scheme, another mark of Mangold and Minimalism, is a strong feature of this superb series. Shaping My Path 7 showcases the principles of positive shape and negative space by utilizing cutouts. A single-color scheme in sage grey adds to its enticing simplicity.

Positive and negative space work in harmony in this alluring homage to the Minimalist movement. Part of the carefully curated ART by TA Collection, the Shaping My Path series is an exclusive and original addition of works on textured paper.



Shaping My Path 8

Textured Paper | F1188 - Silver with Contrasting Edge Cap Frame - Width: 0.8

D2479S49566-4016

22 x 1½ x 14 in

D2479S49568-4016

30 x 1½ x 18 in

D2479S49570-4016

38 x 1½ x 23 in

D2479S49567-4016

26 x 1½ x 16 in

D2479S49569-4016

34 x 1½ x 21 in

Shaping My Path 8 is a series of nine prints that are suggestive of American artist Robert Mangold, a prominent figure in the Minimalist art movement of the mid-20th century. Minimalism represented a radical shift in the understanding and creation of art by rejecting narrative content and reducing art to the most basic elements by removing recognizable subjects or themes. Geometric forms, symmetry, and repetitive patterns are hallmarks of Minimalism. A monochromatic color scheme, another mark of Mangold and Minimalism, is a strong feature of this superb series. Shaping My Path 8 offers a more structural feel while showcasing Minimalist elements of a single object held in space. A single-color scheme in olive drab adds to its enticing simplicity.

Positive and negative space work in harmony in this alluring homage to the Minimalist movement. Part of the carefully curated ART by TA Collection, the Shaping My Path series is an exclusive and original addition of works on textured paper.



Shaping My Path 9

Textured Paper | F1188 - Silver with Contrasting Edge Cap Frame - Width: 0.8

D2479S49566-4017

22 x 1½ x 14 in

D2479S49568-4017

30 x 1½ x 18 in

D2479S49570-4017

38 x 1½ x 23 in

D2479S49567-4017

26 x 1½ x 16 in

D2479S49569-4017

34 x 1½ x 21 in

Shaping My Path 9 is a series of nine prints that are suggestive of American artist Robert Mangold, a prominent figure in the Minimalist art movement of the mid-20th century. Minimalism represented a radical shift in the understanding and creation of art by rejecting narrative content and reducing art to the most basic elements by removing recognizable subjects or themes. Geometric forms, symmetry, and repetitive patterns are hallmarks of Minimalism. A monochromatic color scheme, another mark of Mangold and Minimalism, is a strong feature of this superb series. Shaping My Path 9 focuses on the absence of illusionistic depth by emphasizing the object's form. A single-color scheme in ash grey adds to its enticing simplicity.

Positive and negative space work in harmony in this alluring homage to the Minimalist movement. Part of the carefully curated ART by TA Collection, the Shaping My Path series is an exclusive and original addition of works on textured paper.



I Never Want to Come Down 1 is a large-scale abstract print that focuses on the elements of mass and shape. Here, mass is rendered in a large biomorphic shape that fills the picture plane thus giving the illusion of being a three-dimensional object. A smaller shape rests at the bottom of the frame. The heavy outlining of the shapes adds a focal point and the simplified color scheme in drab olive green and rose champagne offer depth.

A pleasing blend of abstract forms and graceful neutrals, I Never Want to Come Down 1 is a beautiful work of art on textured paper. Part of the carefully curated ART by TA Collection, this original piece pairs elegantly with I Never Want to Come Down 2.



I Never Want to Come Down 2 is a large-scale abstract companion print that focuses on the element of positive shape and negative space. Here, heavily outlined biomorphic positive shapes occupy a smaller portion of the picture plane. A large object defined only by the absence of color occupies the center of the work thus providing negative space. A lighter color palette in cream, sky blue, and ecru gives this work a lighter feel.

A pleasing blend of abstract forms and graceful neutrals, I Never Want to Come Down 1 is a beautiful work of art on textured paper. Part of the carefully curated ART by TA Collection, this original piece pairs elegantly with I Never Want to Come Down 2.

I Never Want To Come Down 1

Textured Paper - Single Matboard | M4 - Warm White Smooth + White Core Width: 2”
F381 - Silver Cap Frame - Width: 0.875

D2527S50525-4064
21 x 1¾ x 28 in

D2527S50527-4064
29 x 1¾ x 39 in

D2527S50529-4064
37 x 1¾ x 50 in

D2527S50526-4064
25 x 1¾ x 33 in

D2527S50528-4064
33 x 1¾ x 45 in

D2527S50530-4064
41 x 1¾ x 56 in

I Never Want To Come Down 2

Textured Paper - Single Matboard | M4 - Warm White Smooth + White Core Width: 2”
F381 - Silver Cap Frame - Width: 0.875

D2527S50525-4065
21 x 1¾ x 28 in

D2527S50527-4065
29 x 1¾ x 39 in

D2527S50529-4065
37 x 1¾ x 50 in

D2527S50526-4065
25 x 1¾ x 33 in


D2527S50528-4065
33 x 1¾ x 45 in

D2527S50530-4065
41 x 1¾ x 56 in



Angular Depth 1 is part of a series of four geometric abstraction prints that recall the work of the great Isamu Noguchi who was a prominent Japanese-American artist, sculptor, and landscape architect. Angular sculptural objects fill the picture plane offering a distinct minimalist aesthetic.

Angular Depth 1 explores the interplay between positive shape and negative space, with smooth, bold surfaces that invite viewers to visually engage with the work. The interchange of lighter tones contrasts with a gradation of grey offering a sense of depth and dimension. Defined by Noguchi’s experimentation with simultaneously subtle and bold forms, Angular Depth 1 is an engaging work of art on textured paper. Part of the exclusive ART by TA Collection.



Angular Depth 2 is part of a series of four geometric abstraction prints that recall the work of the great Isamu Noguchi who was a prominent Japanese-American artist, sculptor, and landscape architect.

Angular Depth 2 features simplified angular forms that emphasize positive and negative space that visually engage the viewer. The exchange of lighter shades set against a gradation of grey tones offers viewers an illusion of three-dimensionality. Defined by Noguchi’s experimentation with simultaneously subtle and bold forms, Angular Depth 2 is an engaging work of art on textured paper. Part of the exclusive ART by TA Collection.

Angular Depth 1

Textured Paper - Single Matboard | M5 - White Smooth + White Core Width: 1.5”
F380 - Matte White Cap Frame - Width: 0.875

D2478S49545-4034
14 x 1¾ x 19 in

D2478S49547-4034
22 x 1¾ x 31 in

D2478S49549-4034
30 x 1¾ x 43 in

D2478S49546-4034
18 x 1¾ x 25 in

D2478S49548-4034
26 x 1¾ x 37 in

D2478S49550-4034
34 x 1¾ x 49 in

Angular Depth 2

Textured Paper - Single Matboard | M5 - White Smooth + White Core Width: 1.5”
F380 - Matte White Cap Frame - Width: 0.875

D2478S49545-4035
14 x 1¾ x 19 in

D2478S49547-4035
22 x 1¾ x 31 in

D2478S49549-4035
30 x 1¾ x 43 in

D2478S49546-4035
18 x 1¾ x 25 in

D2478S49548-4035
26 x 1¾ x 37 in

D2478S49550-4035
34 x 1¾ x 49 in



Angular Depth 3 is part of a series of four geometric abstraction prints that recall the work of the great Isamu Noguchi who was a prominent Japanese-American artist, sculptor, and landscape architect.

Angular Depth 3 showcases minimalist angular forms that dominate the picture plane and emphasize the stark beauty of simplicity. Lighter tones juxtaposed with a progression of grey shades add depth and dimension, resulting in a striking visual experience. Defined by Noguchi’s experimentation with simultaneously subtle and bold forms, Angular Depth 3 is an engaging work of art on textured paper. Part of the exclusive ART by TA Collection.

Angular Depth 3

Textured Paper - Single Matboard | M5 - White Smooth + White Core Width: 1.5”
F380 - Matte White Cap Frame - Width: 0.875

D2478S49545-4036
14 x 1¾ x 19 in

D2478S49547-4036
22 x 1¾ x 31 in

D2478S49549-4036
30 x 1¾ x 43 in

D2478S49546-4036
18 x 1¾ x 25 in

D2478S49548-4036
26 x 1¾ x 37 in

D2478S49550-4036
34 x 1¾ x 49 in



Angular Depth 4 is part of a series of four geometric abstraction prints that recall the work of the great Isamu Noguchi who was a prominent Japanese-American artist, sculptor, and landscape architect.

Angular Depth 4 emphasizes the relationship between positive and negative space using bold sculptural objects that offer a sense of depth. The interplay between light tones and shades of grey delivers a remarkable visual sensation for observers. Defined by Noguchi’s experimentation with simultaneously subtle and bold forms, Angular Depth 4 is an engaging work of art on textured paper. Part of the exclusive ART by TA Collection.

Angular Depth 4

Textured Paper - Single Matboard | M5 - White Smooth + White Core Width: 1.5”
F380 - Matte White Cap Frame - Width: 0.875

D2478S49545-4037
14 x 1¾ x 19 in

D2478S49547-4037
22 x 1¾ x 31 in

D2478S49549-4037
30 x 1¾ x 43 in

D2478S49546-4037
18 x 1¾ x 25 in

D2478S49548-4037
26 x 1¾ x 37 in

D2478S49550-4037
34 x 1¾ x 49 in



Reflected Memory

Textured Paper. Grey Cap Frame. White Smooth Single Mat
Frame Width: 0.625

D50S984-57
28 x 2¾ x 21 in

D50S985-57
32 x 2¾ x 24 in

D50S986-57
36 x 2¾ x 27 in

D50S987-57
40 x 2¾ x 30 in

D50S988-57
44 x 2¾ x 33 in

D50S989-57
48 x 2¾ x 36 in

D50S990-57
52 x 2¾ x 39 in

Reflected Memory deftly captures an abstracted view of light bouncing off a body of water. Heavy texturing occurs organically through the natural movement of the water and the refracted light. A simple two-tone color scheme in river-rock grey and alabaster add dimension.

A tranquil display of depth and motion, Reflected Memory uses the movement of water to encourage a moment of contemplation in the viewer.



Taking a Dip

Textured Paper. Grey Cap Frame. White Smooth Single Mat | Frame Width: 0.625

D2192S43825-3506
23 x 2¾ x 30 in

D2192S43827-3506
31 x 2¾ x 41 in

D2192S43829-3506
39 x 2¾ x 51 in

D2192S43826-3506
27 x 2¾ x 35 in

D2192S43828-3506
35 x 2¾ x 46 in

Taking a Dip features a composition of contrast and movement. The fine art photograph perfectly captures the contrast between the human figure and nature. Movement is located within the rippling of the water and the impression the figures make upon the water. An engaging sense of balance is the result.

Coastal tranquility follows Taking a Dip’s casual depiction of the everyday. Shown on textured paper in a Grey Cap Frame, this original work of art is part of the carefully curated ART by TA collection.



Dressed Up 1

Canvas | Top Coat Satin | F718 - Warm Silver Floater Frame - Width: 0.6

D2497S49932-4041
21 x 2½ x 27 in

D2497S49934-4041
33 x 2½ x 43 in

D2497S49936-4041
45 x 2½ x 59 in

D2497S49933-4041
27 x 2½ x 35 in

D2497S49935-4041
39 x 2½ x 51 in

D2497S49937-4041
51 x 2½ x 67 in

Dressed Up 1 is a strikingly large-scale work on canvas that interlaces the surreal with reality. A figure caught in mid-motion gracefully moves through a boundless expanse of water. Her long formal attire flows around her reinforcing the illusion of weightlessness. Texture is brought forward through diverse brushstrokes, patterns, and the use of light and shadow. An understated color palette employing a tonal grey scale in smoke, graphite, and charcoal enhances the surrealist feel of this splendid work. The bold, visual juxtapositions invite interpretations about the boundaries of reality, the fluidity of context, and the enduring resilience of the human spirit.

Inviting the unconscious mind forward, Dressed Up 1 uses surrealism techniques to capture the imagination in this work of art on canvas. An an original addition to the exclusive ART by TA Collection.



Deep Dive 1

Textured Paper - Single Matboard | M5 - White Smooth + White Core Width: 4”
F1322 - Black Cap Frame - Width: 1.625

D2475S49345-4021 24 x 0¾ x 20 in	D2475S49347-4021 32 x 0¾ x 25 in	D2475S49349-4021 40 x 0¾ x 31 in
D2475S49346-4021 28 x 0¾ x 23 in	D2475S49348-4021 36 x 0¾ x 28 in	D2475S49350-4021 44 x 0¾ x 34 in

Deep Dive 1 is an evocative monochromatic photograph that offers a timeless, dreamlike quality. This underwater tale features an elegantly gowned figure who swirls a long train that mirrors the fluidity of the water. She appears as a solitary dancer enacting an immersive ballet. Light from above the surface fractures at the bottom of the pool creating a web-like pattern that surrounds the figure. At the surface, sunlight is both reflected and refracted creating an intricate mosaic of light and shadow. This dynamic interplay enhances the surreal quality of the image, making the scene appear as if suspended in another dimension.

A beautiful and serene work of art on textured paper, Deep Dive 1 subtly captures a feeling of elegance and tranquility in dramatic ethereal forms. Part of the exclusive ART by TA Collection.



Sunshine From Above 1

Textured Paper - Single Matboard | M4 - Warm White Smooth + White Core Width: 2”
F381 - Silver Cap Frame - Width: 0.875

D2498S49945-4042 21 x 1¾ x 21 in	D2498S49947-4042 29 x 1¾ x 29 in	D2498S49949-4042 37 x 1¾ x 37 in
D2498S49946-4042 25 x 1¾ x 25 in	D2498S49948-4042 33 x 1¾ x 33 in	D2498S49950-4042 41 x 1¾ x 41 in

Sunshine From Above 1 is a captivating black and white photograph that exudes a timeless and dreamy allure. It portrays an underwater narrative featuring an elegantly dressed figure, her long gown mimicking the water’s fluidity. Sunlight from above creates an intriguing web-like pattern that surrounds the figure as she gracefully moves through the water. The water’s surface acts as a mirror and a prism, reflecting and refracting sunshine that weaves an intricate tapestry of light and shadow. This dynamic interaction amplifies the image’s surrealistic essence, making the scene seem as if frozen in a different time.

A thoughtful portrayal of a form submerged becomes an enchanting invitation to reflection through subdued lighting and perceived movement. Part of the carefully curated and exclusive ART by TA Collection, Sunshine From Above 1 is an original addition on textured paper.



Lunch Time Splash 1

Textured Paper - Single Matboard | M5 - White Smooth + White Core Width: 2”
F382 - Black Cap Frame - Width: 0.875

D2499S49965-4043 21 x 1¾ x 17 in	D2499S49967-4043 29 x 1¾ x 23 in	D2499S49969-4043 37 x 1¾ x 29 in
D2499S49966-4043 25 x 1¾ x 20 in	D2499S49968-4043 33 x 1¾ x 26 in	D2499S49970-4043 41 x 1¾ x 32 in

Lunch Time Splash 1 is a diminutive yet powerful work of art that captivates the imagination with its dreamlike quality. This print seems to fuse photography and painting, blending the surreal with reality in a boundless underwater scene. The central figure, adorned in a long, formal gown, echoes the fluidity of the water, creating an entrancing ballet-like motion that transcends the frame. The subtle tonal greyscale, featuring hues of graphite, charcoal, and seafoam green enhances the timeless atmosphere of the piece. Texture is brought forward through diverse brushstrokes and intricate patterns that emulate the water’s refractive quality. This very accomplished and intimate work embraces the boundary between the real and the imagined.

Passionate imagery and a subdued color palette create a compelling call to reflection in this work of art on textured paper. An original addition to the exclusive ART by TA Collection and a beautiful companion piece to Lunch Time Splash 2.



Lunch Time Splash 2

Textured Paper - Single Matboard | M5 - White Smooth + White Core Width: 2”
F382 - Black Cap Frame - Width: 0.875

D2499S49965-4044 21 x 1¾ x 17 in	D2499S49967-4044 29 x 1¾ x 23 in	D2499S49969-4044 37 x 1¾ x 29 in
D2499S49966-4044 25 x 1¾ x 20 in	D2499S49968-4044 33 x 1¾ x 26 in	D2499S49970-4044 41 x 1¾ x 32 in

Lunch Time Splash 2 is a diminutive striking print that interlaces the surreal with the real. An elegant figure wearing a formal gown is poised in fluid movement that intensifies the impression of effortless weightlessness. A rich array of brushstrokes, patterns, and interplay between light and shadow amplify the texture of the work. A minimal color scheme in clearly delineated sections of pale steel blue and graphite provides a marked visual contrast.

An elegant companion to Lunch Time Splash 1, passionate imagery and a subdued color palette create a compelling call to reflection in this work of art on textured paper. Part of the carefully curated and exclusive ART by TA Collection.



Martini Melody 1 is a black-and-white photograph that is a perfect metaphor for the era of jazz. An interplay of playful contrasts between light and shadow imbues this scene with a sense of nostalgia reminiscent of a cozy, underground jazz club. The viewer is invited to step into the frame, to sit at the piano, to pick up the martini, and to contribute their own notes to the setting.

A beautiful composition reflects both the objects on display and the essence of the early 1900s in this original addition to ART by TA.

Martini Melody 1

Textured Paper - Single Matboard | M5 - White Smooth + White Core Width: 2”
F670 - Black Cap Frame - Width: 0.875

D2501S50005-4046
18 x 1¼ x 24 in

D2501S50007-4046
26 x 1¼ x 36 in

D2501S50009-4046
34 x 1¼ x 48 in

D2501S50006-4046
22 x 1¼ x 30 in

D2501S50008-4046
30 x 1¼ x 42 in

D2501S50010-4046
38 x 1¼ x 54 in



Just a Sip 1 is a captivating monochromatic photograph that suspends the viewer in a singular moment in time. The extreme closeup of the glass and its contents are slightly blurred giving the image a dreamlike quality. Beads of light are reflected in the glass creating a glittering, almost celestial effect. The viewer is drawn into the motion, the flow, the simple act of pouring, and the anticipation of the sip to come.

A dramatic presence of black and white adds a flair of sophistication to this beautiful work of art on textured paper. Part of the carefully curated and exclusive ART by TA Collection.

Just a Sip 1

Textured Paper - Single Matboard | M5 - White Smooth + White Core Width: 2”
F670 - Black Cap Frame - Width: 0.875

D2500S49985-4045
18 x 1¼ x 24 in

D2500S49987-4045
26 x 1¼ x 36 in

D2500S49989-4045
34 x 1¼ x 48 in

D2500S49986-4045
22 x 1¼ x 30 in

D2500S49988-4045
30 x 1¼ x 42 in

D2500S49990-4045
38 x 1¼ x 54 in



In Chained 1, careful shadowing and dramatic exposure lend themselves to the striking visibility of expression and movement in this thought-provoking work on textured paper. Contrasting against a severe black background, white smoke drifts down from the top of the photograph as it gently draws the gaze toward the woman’s hand, mouth, and eyes. Captured is a look partially shrouded in smoke and which appears both defiant and pensive. A clever depiction that, with the help of the title, is suggestive of a significant double meaning.

Part of the exclusive ART by TA Collection, Chained 1 is a beautiful and original work of art on textured paper.

Chained 1

Textured Paper - Single Matboard | M5 - White Smooth + White Core Width: 2”
F670 - Black Cap Frame - Width: 0.875

D2505S50085-4050
17 x 1¼ x 23 in


D2505S50087-4050
25 x 1¼ x 36 in

D2505S50089-4050
33 x 1¼ x 48 in

D2505S50086-4050
21 x 1¼ x 30 in

D2505S50088-4050
29 x 1¼ x 42 in

D2505S50090-4050
37 x 1¼ x 55 in



Dolled Up 1 calls to mind the nostalgic photography of Helmut Newton, a German-Australian photographer whose provocative and sensual black-and-white images became a defining feature of fashion photography in the 20th century. This photograph is steeped in the elegance and sophistication of the time while its monochromatic tones enhance the dramatic mood and feel of the work. A glamorous woman wearing a string of pearls sits at the center of the image. A masterful blend of light and shadow captures the essence of the moment and transforms this scene into a poignant snapshot of a bygone era.

Rich shades of black and white add an air of mystery to this original work of art on textured paper. Part of the carefully curated and exclusive ART by TA Collection.

Dolled Up 1

Textured Paper - Single Matboard | M5 - White Smooth + White Core Width: 2”
F670 - Black Cap Frame - Width: 0.875

D2504S50065-4049
18 x 1¼ x 24 in

D2504S50067-4049
26 x 1¼ x 36 in

D2504S50069-4049
34 x 1¼ x 48 in

D2504S50066-4049
22 x 1¼ x 30 in

D2504S50068-4049
30 x 1¼ x 42 in

D2504S50070-4049
38 x 1¼ x 54 in



Friday Night 1

Textured Paper - Single Matboard | M5 - White Smooth + White Core Width: 2”
F670 - Black Cap Frame - Width: 0.875

D2502S50025-4047
24 x 1¼ x 18 in

D2502S50027-4047
32 x 1¼ x 23 in

D2502S50029-4047
40 x 1¼ x 29 in

D2502S50026-4047
28 x 1¼ x 21 in

D2502S50028-4047
36 x 1¼ x 26 in

D2502S50030-4047
44 x 1¼ x 31 in

Friday Night 1 is a striking black-and-white photograph that recalls the work of Helmut Newton, a German-Australian photographer whose provocative and sensual black-and-white images became a defining feature of fashion photography in the 20th century. This work perfectly captures the ambiance of a quintessential 1950s cocktail lounge by showcasing a single martini glass. The clarity of the glass, with its defined edges, and its reflected contents offers a lovely contrast to the blurred, abstract background, giving the piece an almost dreamlike quality.

An original addition the ART by TA Collection, Friday Night 1 is a sophisticated portrayal of the mid-1950s in this beautiful image on textured paper.



All Me 1

Textured Paper - Single Matboard | M5 - White Smooth + White Core Width: 2”
F670 - Black Cap Frame - Width: 0.875

D2503S50045-4048
24 x 1¼ x 19 in

D2503S50047-4048
32 x 1¼ x 24 in

D2503S50049-4048
40 x 1¼ x 30 in

D2503S50046-4048
28 x 1¼ x 21 in

D2503S50048-4048
36 x 1¼ x 27 in

D2503S50050-4048
44 x 1¼ x 33 in

All Me 1 calls to mind the nostalgic photography of Helmut Newton, a German-Australian photographer whose provocative and sensual black-and-white images became a defining feature of fashion photography in the 20th century. This intentionally slightly blurred photograph encapsulates the grandeur and allure of classic Hollywood glamour while also hinting at the deeper complexities of strength and sophistication. Style and mystery are communicated through the woman’s voluminous, floppy hat that fills the entire frame while her chic shades add an air of enigma.

Expert framing captures the nuance of internal and external success in this sophisticated portrait on textured paper. An original addition to the exclusive ART by TA Collection.



Sunday Drive 1

Textured Paper - Single Matboard | M5 - White Smooth + White Core Width: 2”
F670 - Black Cap Frame - Width: 0.875

D2506S50105-4051 24 x 1¼ x 18 in	D2506S50107-4051 32 x 1¼ x 23 in	D2506S50109-4051 40 x 1¼ x 29 in
D2506S50106-4051 28 x 1¼ x 21 in	D2506S50108-4051 36 x 1¼ x 26 in	D2506S50110-4051 44 x 1¼ x 31 in

Sunday Drive 1 is a monochromatic ode to a bygone era, a simple yet deeply evocative black and white photograph that captures an impeccable classic Mercedes Roadster in its timeless grandeur. This print offers the enduring allure of classic design and a visual metaphor of the open road. It engages viewers with its stark contrasts and meticulous details, inviting them on a timeless journey that represents the simple pleasure of a Sunday drive. A mesmerizing depiction of a leisurely tradition, Sunday Drive 1 is a beautiful addition to the ART by TA Collection.



My Favorite Ride 1

Textured Paper - Single Matboard | M5 - White Smooth + White Core Width: 2”
F670 - Black Cap Frame - Width: 0.875

D2507S50125-4052 25 x 1¼ x 19 in	D2507S50127-4052 33 x 1¼ x 24 in	D2507S50129-4052 41 x 1¼ x 29 in
D2507S50126-4052 29 x 1¼ x 21 in	D2507S50128-4052 37 x 1¼ x 27 in	D2507S50130-4052 45 x 1¼ x 32 in

My Favorite Ride 1 is a monochromatic photograph that captures an exquisite 1960 Chevrolet Corvette, instantly evoking a rich tapestry of mid-20th century Americana. The stark black-and-white palette simplifies the scene and transforms the image into a silent, introspective study of time and memory. This classic image is a symbol of freedom and daring innovation. A cultural artifact on display, My Favorite Ride 1 beckons the viewer to look back in time to see the world in a new light. Part of the exclusive ART by TA Collection.



Classic Sandy Seats 1 features a 1942 Ford Super Deluxe Woodie, a classic unto itself! This sepia-tone print offers a coastal Americana vibe. Parked right at the shoreline, the Woodie transports the viewer to a carefree day at the beach. The tail of a surfboard pokes out from the back of the Woodie standing ready to hit the waves.

Creating an air of nostalgia for years gone by, Classic Sandy Seats 1 invites a relaxed mood through mellow tones and iconic imagery. An original and exclusive addition to ART by TA.

Classic Sandy Seats 1

Textured Paper - Single Matboard | M7 - Cream Belgique + Antwerpen Width: 2”
F952 - Whitewash Woodgrain Cap Frame - Width: 1

D2509S50165-4055
18 x 1¼ x 24 in

D2509S50167-4055
26 x 1¼ x 36 in

D2509S50169-4055
34 x 1¼ x 48 in

D2509S50166-4055
22 x 1¼ x 30 in

D2509S50168-4055
30 x 1¼ x 42 in

D2509S50170-4055
38 x 1¼ x 54 in



Classic Waves 1

Textured Paper - Single Matboard | M7 - Cream Belgique + Antwerpen Width: 2”
F952 - Whitewash Woodgrain Cap Frame - Width: 1

D2508S50145-4054
24 x 1¼ x 19 in

D2508S50147-4054
32 x 1¼ x 25 in

D2508S50149-4054
40 x 1¼ x 31 in

D2508S50146-4054
28 x 1¼ x 22 in

D2508S50148-4054
36 x 1¼ x 28 in

D2508S50150-4054
44 x 1¼ x 34 in

Classic Waves 1 is a sepia-tone print that features a 1942 Ford Super Deluxe Woodie, an iconic representation of mid-century American beach culture. Surfboards are strapped to the top of the Woodie signaling a day at the beach with surfing on the mind. A sense of timelessness complete the scene.

Creating an air of nostalgia for years gone by, Classic Waves 1 invites a relaxed mood through mellow tones and iconic imagery. An original and exclusive addition to ART by TA.



Classic Summer 1

Textured Paper - Single Matboard | M7 - Cream Belgique + Antwerpen Width: 2”
F952 - Whitewash Woodgrain Cap Frame - Width: 1

D2510S50185-4056
24 x 1¼ x 18 in

D2510S50187-4056
32 x 1¼ x 23 in

D2510S50189-4056
40 x 1¼ x 28 in

D2510S50186-4056
28 x 1¼ x 20 in

D2510S50188-4056
36 x 1¼ x 26 in

D2510S50190-4056
44 x 1¼ x 31 in

Classic Summer 1 features a 1942 Ford Super Deluxe Woodye, a classic symbol of mid-century coastal Americana. This sepia-tone print harkens back to an era of simplicity and the adventure of a day spent at the beach. Parked at the shoreline, the Woodye faces out toward the great expanse of the ocean beyond. A lone surfboard pops out from the back hatch waiting for its turn to hit the waves.

Creating an air of nostalgia for years gone by, Classic Summer 1 invites a relaxed mood through mellow tones and iconic imagery. An original and exclusive addition to ART by TA.



Classic Surf 1

Textured Paper - Single Matboard | M7 - Cream Belgique + Antwerpen Width: 2”
F952 - Whitewash Woodgrain Cap Frame - Width: 1

D2511S50205-4057
24 x 1¼ x 18 in

D2511S50207-4057
32 x 1¼ x 23 in

D2511S50209-4057
40 x 1¼ x 29 in

D2511S50206-4057
28 x 1¼ x 21 in

D2511S50208-4057
36 x 1¼ x 26 in

D2511S50210-4057
44 x 1¼ x 31 in

Classic Surf 1 is a sepia-tone print that features side-by-side classic 1942 Ford Super Deluxe Woodyes that offer pure coastal charm. Surfboards provide the central focus as they sit on top of the Woodyes and jut out from the hatches. This work transports the viewer back to a simpler time when the open road and the ocean’s waves beckoned with the promise of unforgettable memories.

Creating an air of nostalgia for years gone by, Classic Surf 1 invites a relaxed mood through mellow tones and iconic imagery. An original and exclusive addition to ART by TA.



Fortune 1

Canvas | Hand Embellished Semi Gloss | F504 - Black Floater Frame - Width: 1.125

D2513S50252-4062
26 x 2 x 38 in

D2513S50254-4062
38 x 2 x 56 in

D2513S50256-4062
50 x 2 x 74 in

D2513S50253-4062
32 x 2 x 47 in

D2513S50255-4062
44 x 2 x 65 in

D2513S50257-4062
56 x 2 x 83 in

Fortune 1 calls to mind Abstract Expressionist painter Joan Mitchell’s Plowed Field, 1971. Like Mitchell’s mammoth work, Fortune 1 is a large-scale canvas painting that recalls a natural landscape. The painting is an intricate symphony of colors in a nuanced arrangement that is both chaotic and harmonious creating a sense of depth and offering an impression of organic forms within the canvas’s otherwise abstract domain.

The cohesion of vivid colors in crimson, burgundy, apricot, and maize, with a dash of teal, provides the viewer with a distinctive emotional connection to the environment. One that is brought forward as the subjective experience of nature is recalled. An elegant addition to the carefully curated ART by TA Collection.



Aspire 1

Canvas | Hand Embellished Semi Gloss | F718 - Warm Silver Floater Frame - Width: 0.6

D2514S50272-4063
32 x 2½ x 32 in

D2514S50274-4063
44 x 2½ x 44 in

D2514S50276-4063
56 x 2½ x 56 in

D2514S50273-4063
38 x 2½ x 38 in

D2514S50275-4063
50 x 2½ x 50 in

Aspire 1 recalls the work of Canadian-American artist Philip Guston whose mid-career paintings were firmly situated in Abstract Expressionism before going on to develop an influential style of cartoon realism. Aspire 1 straddles both artistic styles by offering an abstract scene inhabited by non-objective shapes that seem to have a life of their own. Structurally, this work is marked by the vertical stacking of various shapes outlined by heavy lines that provide emphasis. A diverse color scheme in olive drab, ultramarine blue, brick red, cerulean, and bright white adds to the work’s playful vibe.

Pleasing abstract forms encourage a cheerful disposition in a soft color palette. Part of the exclusive ART by TA Collection, Aspire 1 is an original addition on canvas.



Colored in 1

Canvas | Hand Embellished Semi Gloss | F718 - Warm Silver Floater Frame - Width: 0.6

D2516S50312-4084
26 x 2½ x 32 in

D2516S50314-4084
38 x 2½ x 47 in

D2516S50316-4084
50 x 2½ x 62 in

D2516S50313-4084
32 x 2½ x 40 in

D2516S50315-4084
45 x 2½ x 55 in

D2516S50317-4084
56 x 2½ x 70 in

Colored In 1 is reminiscent of American Abstract Expressionist painter Helen Frankenthaler who was known for her major contributions to the history of postwar American painting. The term “color field painting” was applied to her work, which was characterized by large-scale canvases that evoked a field of color. Colored In 1 presents an expanse of muted hues that blanket the canvas. The simplicity of the color scheme in dusty pink, hunter green, and a hint of sky blue becomes the central focus of the work in keeping with the color field form.

A remarkable use of color and space, an abstract landscape offers structure in this beautiful painting on canvas. Part of the exclusive ART by TA Collection.



Expansion on the Mind 1

Canvas | Hand Embellished Semi Gloss | F726 - Whitewash Woodgrain Floater Frame - Width: 0.6

D2515S50292-4089
33 x 2½ x 18 in

D2515S50294-4089
45 x 2½ x 24 in

D2515S50297-4089
63 x 2½ x 33 in

D2515S50293-4089
39 x 2½ x 21 in

D2515S50295-4089
51 x 2½ x 27 in

D2515S50299-4089
75 x 2½ x 39 in

Expansion on the Mind 1 is a large-scale work on canvas emblematic of second-generation abstract expressionism that features a bold gestural approach with sweeping brushstrokes. This work favors an all-over composition and invites the viewer’s eye to be drawn in multiple directions. This lack of a singular focal point amplifies the feeling of boundlessness, in line with the painting’s title. In keeping with the style of painting, this work relies on flatness to emphasize the two-dimensional nature of the artwork. This technique can involve a disregard for traditional techniques such as perspective, shading, and realism.

The color palette in alabaster, ochre, olive green, cerulean, maze, and dove grey reflects the complexities and fluidity of this accomplished work. Expertly blending light, airy colors with rich tones in this emotional work of art, Expansion on the Mind 1 is a beautiful addition to the exclusive ART by TA Collection.



Emotional Spring 1

Canvas | Hand Embellished Semi Gloss | F496 - Warm Silver Floater Frame - Width: 0.375

D2518S50352-4067 23 x 2¾ x 30 in	D2518S50354-4067 35 x 2¾ x 46 in	D2518S50356-4067 47 x 2¾ x 62 in
D2518S50353-4067 29 x 2¾ x 38 in	D2518S50355-4067 41 x 2¾ x 54 in	D2518S50357-4067 53 x 2¾ x 70 in

Emotional Spring 1 is suggestive of the work of the distinguished American artist Joan Mitchell who is renowned for her contributions to painting, printmaking, and other paper-based media. Emotional Spring 1 is an expressive, large-scale painting on canvas that conveys a sense of energy, emotion, and spontaneity. The canvas bursts with an eye-catching color palette in plum, maize, cream, and chestnut that envelops the viewer in its captivating charm.

A mesmerizing display of color, space, and form, Emotional Spring 1 is a transformation of remembered feelings into a beautiful work of art. Part of the carefully curated and exclusive ART by TA Collection.



Not So Layered 1 is an alluring abstract landscape that explores the natural world through a philosophical lens. Commanding the top expanse of the canvas is a Prussian-blue sky. Texture is brought forward by the overlapping of lines, shapes, and subtle variations of hues. A dune is situated in the middle portion of the work. A bare palette of brush green and sand provides a mid-inflection point. At the lower portion of the work is an abstract representation of a small body of water that is punctuated by a broad, green pathway that extends across the bottom of the canvas.

A pensive addition to ART by TA, Not So Layered 1 encourages the viewer to reflect on the abstract landscape with a sense of unity, transforming it into a cohesive whole.

Not So Layered 1

Canvas - Framed | Hand Embellished Semi Gloss
F952 - Whitewash Woodgrain Cap Frame - Width: 1

D2517S50332-4088 19 x 1¼ x 28 in	D2517S50334-4088 31 x 1¼ x 46 in	D2517S50336-4088 43 x 1¼ x 64 in
D2517S50333-4088 25 x 1¼ x 37 in	D2517S50335-4088 37 x 1¼ x 55 in	D2517S50337-4088 49 x 1¼ x 73 in



Poem In The Clouds 1

Canvas | Hand Embellished Semi Gloss | F726 - Whitewash Woodgrain Floater Frame - Width: 0.6

D2519S50372-4068
22 x 2½ x 27 in

D2519S50375-4068
40 x 2½ x 50 in

D2519S50377-4068
52 x 2½ x 65 in

D2519S50373-4068
28 x 2½ x 35 in

D2519S50376-4068
46 x 2½ x 57 in

D2519S50378-4068
58 x 2½ x 72 in

D2519S50374-4068
34 x 2½ x 42 in

Defined by lyrical forms and broken lines, the poetry of abstract expressionism was born out of the surrealist movement in art. Within Poem in the Clouds 1, this innovative tradition is brought to life on canvas. Marked by unfinished linear forms and an ethereal palette of tranquil blues, greys, and whites, the viewer is encouraged to enjoy a quiet moment of reflection brought on by the dreamlike state of this mesmerizing piece.

Drawing a delicate balance between lighter and darker elements, Poem in the Clouds 1 is an elegant composition of abstract forms and soothing swirls of color. An original addition to the carefully curated ART by TA Collection.



Summers Greenery 1

Canvas | Premium Gold Leafing | F493 - Satin Gold Floater Frame - Width: 0.375

D2520S50392-4072
29 x 2¾ x 25 in

D2520S50395-4072
47 x 2¾ x 40 in

D2520S50397-4072
59 x 2¾ x 50 in

D2520S50393-4072
35 x 2¾ x 30 in

D2520S50396-4072
53 x 2¾ x 45 in

D2520S50398-4072
65 x 2¾ x 55 in

D2520S50394-4072
41 x 2¾ x 35 in

Summers Greenery 1 is reminiscent of American Abstract Expressionist painter Helen Frankenthaler who was known for her major contributions to the history of postwar American painting. She developed her distinctive and innovative “soak-stain” technique in the early 1950s by pouring thinned oil paint directly onto a raw, unprimed canvas laid on the ground, allowing the colors to soak into the fabric. Summers Greenery 1, a large-scale, non-representational work on canvas, carries on that method by applying thinned layers of color to achieve both translucency and saturation. A wide swathe of thin paint extends across the top of the painting and has been allowed to drip down the canvas, another hallmark of Abstract Expressionism.

Muted tones and pastels in sage, alabaster, and khaki, with splashes of cerulean and mustard, bring forward a contemplative mood in this original work of art on canvas. Part of the carefully curated and exclusive ART by TA Collection.



I Love To Have Fun 1

Canvas | Hand Embellished Semi Gloss | F726 - Whitewash Woodgrain Floater Frame - Width: 0.6

D2522S50432-4090
34 x 2½ x 28 in

D2522S50435-4090
52 x 2½ x 42 in

D2522S50437-4090
64 x 2½ x 52 in

D2522S50433-4090
40 x 2½ x 32 in

D2522S50436-4090
58 x 2½ x 47 in

D2522S50438-4090
70 x 2¼ x 56 in

D2522S50434-4090
46 x 2½ x 37 in

I Love to Have Fun 1 suggests the work of the distinguished 20th-century American artist Joan Mitchell, renowned for her contributions to painting, printmaking, and other paper-based media. This expansive gestural abstract work on canvas is notable for its dynamic brushwork and riot of color. Non-representational marks, lines, and shapes offer a sense of movement while the dense layering of color draws in the viewer. A strong color scheme in cherry red, blush pink, apricot, steel blue, and dandelion give the work a playful feel.

I Love to Have Fun 1 offers an organic expression of abstract forms and invigorating colors in this lighthearted work on canvas. Part of the carefully curated ART by TA Collection.



Color in Every Heart 1

Canvas | Hand Embellished Semi Gloss | F718 - Warm Silver Floater Frame - Width: 0.6

D2521S50412-4087
30 x 2½ x 23 in

D2521S50415-4087
48 x 2½ x 37 in

D2521S50417-4087
60 x 2½ x 46 in

D2521S50413-4087
36 x 2½ x 28 in

D2521S50416-4087
54 x 2½ x 41 in

D2521S50418-4087
66 x 2¼ x 50 in

D2521S50414-4087
42 x 2½ x 32 in

Color in Every Heart 1 is reminiscent of American Abstract Expressionist painter Helen Frankenthaler who was known for her major contributions to the history of postwar American painting. The term “color field painting” was applied to her work, which was characterized by large-scale canvases that evoked a field of color. Color in Every Heart 1 beautifully follows suit by offering a large field of solid colors that spread across the canvas creating areas of unbroken surface resulting in a flat picture plane. The emphasis here is away from gesture and action in favor of an overall consistency of form and process. A bright color palette in cerulean, coral pink, moss green, and champagne provides a simplified composition.

Blending together curved forms and a vivid palette, Color in Every Heart 1 is a profound and expressive work of art on canvas. An original addition to the exclusive ART by TA Collection.



I See Home 1

Canvas | Hand Embellished Semi Gloss | F503 - Warm Silver Floater Frame - Width: 1.125

D2524S50472-4066

26 x 2 x 26 in

D2524S50474-4066

38 x 2 x 38 in

D2524S50476-4066

50 x 2 x 50 in

D2524S50473-4066

32 x 2 x 32 in

D2524S50475-4066

44 x 2 x 44 in

D2524S50477-4066

56 x 2 x 56 in

I See Home 1 is an accomplished abstract work on canvas that calls to mind the work of the influential American Abstract Expressionist Robert Rauschenberg. The focus of this composition is on the elements of texture, shape, and emphasis. The viewer’s eye is immediately drawn to objects situated at the center of the work, thus providing it with an emphasis point. Half-ovoid shapes appear along the edges of the picture plane while a faint geometric grid appears in the background. Texture is rendered by applying hand-drawn marks throughout the work. An all-over wash of dusky peach with a pop of mustard yellow, burgundy, and moss green complements the artistic elements found in this work.

Using abstract geometric forms and delicate texturing to create an appearance of a three-dimensional space, I See Home 1 is a captivating work of art on canvas. Part of the carefully curated ART by TA Collection.



Venture 1

Canvas | Hand Embellished Semi Gloss | F718 - Warm Silver Floater Frame - Width: 0.6

D2523S50452-4061

36 x 2½ x 36 in

D2523S50454-4061

48 x 2½ x 48 in

D2523S50456-4061

60 x 2½ x 60 in

D2523S50453-4061

42 x 2½ x 42 in

D2523S50455-4061

54 x 2½ x 54 in

Venture 1 is a large-scale abstract work that focuses on the element of shape. While two geometric shapes in maroon and teal pop out to the viewer, the composition features several amorphous shapes that lack definition and present a more fluid interpretation. The work is also an homage to Surrealism with hand-drawn images in the upper portion of the picture plane and the dreamlike wash of textured pale color that covers the canvas. A divergent color palette in neon coral, crimson, sea foam green, and cream adds weight to the surrealist feel of the work.

Venture 1 invites the unconscious mind of the viewer to liberate the imagination and explore the dreams concealed within. Part of the carefully curated ART by TA Collection.



Fog Along Coast 1

Canvas | Hand Embellished Semi Gloss | F726 - Whitewash Woodgrain Floater Frame - Width: 0.6

D2525S50493-4091 35 x 2¼ x 24 in	D2525S50495-4091 47 x 2¼ x 32 in	D2525S50497-4091 59 x 2¼ x 40 in
D2525S50494-4091 41 x 2¼ x 28 in	D2525S50496-4091 53 x 2¼ x 36 in	D2525S50498-4091 65 x 2¼ x 44 in

Fog Along Coast 1 is an abstract landscape that offers subtle contrasts to the complex relationships between the physical and the ethereal. There is a sense of variability in this large-scale painting that evokes both field and water through the application of shapes, lines, and tones. An alluring mix of powder blue, champagne, cocoa brown, and khaki inspires introspection and a deep connection to nature’s elusive beauty.

An invitation to drift aimlessly between abstract forms, Fog Along Coast 1 encourages imaginative exploration in a pleasing palette of light, airy tones. Part of the carefully curated ART by TA Collection and a beautiful companion piece to Fog Along Coast 2.



Fog Along Coast 2

Canvas | Hand Embellished Semi Gloss | F726 - Whitewash Woodgrain Floater Frame - Width: 0.6

D2525S50493-4092 35 x 2¼ x 24 in	D2525S50495-4092 47 x 2¼ x 32 in	D2525S50497-4092 59 x 2¼ x 40 in
D2525S50494-4092 41 x 2¼ x 28 in	D2525S50496-4092 53 x 2¼ x 36 in	D2525S50498-4092 65 x 2¼ x 44 in

Fog Along Coast 2 is an abstract landscape that challenges the boundaries of perception and reality while evoking an ephemeral, dreamlike state. The scene in this large-scale painting seems to exist in perpetual twilight when the colors of dawn and dusk merge. Employing an array of contrasting tones, shapes, and lines, there is a sense of fields and a body of water.

A graceful companion to Fog Along Coast 1, Fog Along Coast 2’s sensual color scheme in powder blue, champagne, cocoa brown, and khaki adds perspective and encourages the viewer’s imagination to wander as their mind walks a leisurely trail along the water’s edge. Part of the carefully curated ART by TA Collection.



Neutral Dunes 1

Textured Paper - Single Matboard | M7 - Cream Belgique + Antwerpen Width: 2”
F952 - Whitewash Woodgrain Cap Frame - Width: 1

D2526S50505-4093 22 x 1¼ x 22 in	D2526S50507-4093 30 x 1¼ x 30 in	D2526S50509-4093 38 x 1¼ x 38 in
D2526S50506-4093 26 x 1¼ x 26 in	D2526S50508-4093 34 x 1¼ x 34 in	

Neutral Dunes 1 is part of a series of six abstract landscape prints that explore the subtle nuances of a deserted yet inviting environment. The central theme of this intriguing series is a vast expanse of shapes that suggests a dune setting. In Neutral Dunes 1, tranquil tonal gradients create an intricate play of light and shadow across the dunes that add depth and a three-dimensional feel to the print. The soothing color scheme in graphite, sky blue, dove grey, and cream invites the viewer to linger for a moment with this engaging series of prints.

A beautiful complement to the Fog Along Coast series, Neutral Dunes 1 is a graceful presentation of abstract forms in a pleasing palette of neutrals. Part of the carefully curated and exclusive ART by TA Collection.



Neutral Dunes 2

Textured Paper - Single Matboard | M7 - Cream Belgique + Antwerpen Width: 2”
F952 - Whitewash Woodgrain Cap Frame - Width: 1

D2526S50505-4094 22 x 1¼ x 22 in	D2526S50507-4094 30 x 1¼ x 30 in	D2526S50509-4094 38 x 1¼ x 38 in
D2526S50506-4094 26 x 1¼ x 26 in	D2526S50508-4094 34 x 1¼ x 34 in	

Neutral Dunes 2 is part of a series of six abstract landscape prints that explore the subtle nuances of a deserted yet inviting environment. The central theme of this intriguing series is a vast expanse of shapes that suggests a dune setting. In Neutral Dunes 2, a more pronounced tonal gradient palette creates a sharp contrast that defines the shapes and suggests the raw, untamed beauty of nature. The soothing color scheme in graphite, sky blue, dove grey, and cream invites the viewer to linger for a moment with this engaging series of prints.

A beautiful complement to the Fog Along Coast series, Neutral Dunes 2 is a graceful presentation of abstract forms in a pleasing palette of neutrals. Part of the carefully curated and exclusive ART by TA Collection.



Neutral Dunes 3

Textured Paper - Single Matboard | M7 - Cream Belgique + Antwerpen Width: 2”
F952 - Whitewash Woodgrain Cap Frame - Width: 1

D2526S50505-4095 22 x 1¼ x 22 in	D2526S50507-4095 30 x 1¼ x 30 in	D2526S50509-4095 38 x 1¼ x 38 in
D2526S50506-4095 26 x 1¼ x 26 in	D2526S50508-4095 34 x 1¼ x 34 in	

Neutral Dunes 3 is part of a series of six abstract landscape prints that explore the subtle nuances of a deserted yet inviting environment. The central theme of this intriguing series is a vast expanse of shapes that suggests a dune setting. In Neutral Dunes 3, land, sky, and water come together to create a harmonious setting. The soothing color scheme in graphite, sky blue, dove grey, and cream invites the viewer to linger for a moment with this engaging series of prints.

A beautiful complement to the Fog Along Coast series, Neutral Dunes 3 is a graceful presentation of abstract forms in a pleasing palette of neutrals. Part of the carefully curated and exclusive ART by TA Collection.



Neutral Dunes 4

Textured Paper - Single Matboard | M7 - Cream Belgique + Antwerpen Width: 2”
F952 - Whitewash Woodgrain Cap Frame - Width: 1

D2526S50505-4096 22 x 1¼ x 22 in	D2526S50507-4096 30 x 1¼ x 30 in	D2526S50509-4096 38 x 1¼ x 38 in
D2526S50506-4096 26 x 1¼ x 26 in	D2526S50508-4096 34 x 1¼ x 34 in	

Neutral Dunes 4 is part of a series of six abstract landscape prints that explore the subtle nuances of a deserted yet inviting environment. The central theme of this intriguing series is a vast expanse of shapes that suggests a dune setting. Neutral Dunes 4 offers a more enigmatic scene that invites the viewer to consider an ethereal, timeless atmosphere that defies interpretation. The soothing color scheme in graphite, sky blue, dove grey, and cream invites the viewer to linger for a moment with this engaging series of prints.

A beautiful complement to the Fog Along Coast series, Neutral Dunes 4 is a graceful presentation of abstract forms in a pleasing palette of neutrals. Part of the carefully curated and exclusive ART by TA Collection.



Neutral Dunes 5

Textured Paper - Single Matboard | M7 - Cream Belgique + Antwerpen Width: 2”
F952 - Whitewash Woodgrain Cap Frame - Width: 1

D2526S50505-4097
22 x 1¼ x 22 in

D2526S50507-4097
30 x 1¼ x 30 in

D2526S50509-4097
38 x 1¼ x 38 in

D2526S50506-4097
26 x 1¼ x 26 in

D2526S50508-4097
34 x 1¼ x 34 in

Neutral Dunes 5 is part of a series of six abstract landscape prints that explore the subtle nuances of a deserted yet inviting environment. The central theme of this intriguing series is a vast expanse of shapes that suggests a dune setting. Neutral Dunes 5 symbolizes the shifting nature of time and space, highlighting the impermanence and change inherent in the natural world. The soothing color scheme in graphite, sky blue, dove grey, and cream invites the viewer to linger for a moment with this engaging series of prints.

A beautiful complement to the Fog Along the Coast series, Neutral Dunes 5 is a graceful presentation of abstract forms in a pleasing palette of neutrals. Part of the carefully curated and exclusive ART by TA Collection.



Neutral Dunes 6

Textured Paper - Single Matboard | M7 - Cream Belgique + Antwerpen Width: 2”
F952 - Whitewash Woodgrain Cap Frame - Width: 1

D2526S50505-4113
22 x 1¼ x 22 in

D2526S50507-4113
30 x 1¼ x 30 in

D2526S50509-4113
38 x 1¼ x 38 in

D2526S50506-4113
26 x 1¼ x 26 in

D2526S50508-4113
34 x 1¼ x 34 in

Neutral Dunes 6 is part of a series of six abstract landscape prints that explore the subtle nuances of a deserted yet inviting environment. The central theme of this intriguing series is a vast expanse of shapes that suggests a dune setting. In Neutral Dunes 6, the fragile, yet resilient state of nature is depicted in the crevice that punctuates this work and embodies both the harshness of the natural world and its underlying beauty. The soothing color scheme in graphite, sky blue, dove grey, and cream invites the viewer to linger for a moment with this engaging series of prints.

A beautiful complement to the Fog Along the Coast series, Neutral Dunes 6 is a graceful presentation of abstract forms in a pleasing palette of neutrals. Part of the carefully curated and exclusive ART by TA Collection.



Pastels Brings Peace 1

Canvas | Hand Embellished Semi Gloss | F503 - Warm Silver Floater Frame - Width: 1.125

D2529S50572-4085
29 x 2 x 29 in

D2529S50574-4085
41 x 2 x 41 in

D2529S50576-4085
53 x 2 x 53 in

D2529S50573-4085
35 x 2 x 35 in

D2529S50575-4085
47 x 2 x 47 in

D2529S50577-4085
59 x 2 x 59 in

Pastels Bring Peace 1 is part of a series of two large abstract paintings on canvas. Drawing inspiration from the existential works of Clyfford Still, an abstract expressionist, this work relies on a densely covered picture plane that gives the illusion of walking through a field of clouds. A soft and muted color scheme in pastel peach, baby blue, and pale indigo punctuated with dabs of charcoal provide the viewer with a sense of depth.

A singular, vertical form weaves through clouds of pastels, perfectly symbolizing this work's overarching themes of solitude, human resilience, and natural opposition. Part of the carefully curated ART by TA Collection and a beautiful companion piece to Pastels Bring Peace 2.



Pastels Bring Peace 2

Canvas | Hand Embellished Semi Gloss | F503 - Warm Silver Floater Frame - Width: 1.125

D2529S50572-4086
29 x 2 x 29 in

D2529S50574-4086
41 x 2 x 41 in

D2529S50576-4086
53 x 2 x 53 in


D2529S50573-4086
35 x 2 x 35 in

D2529S50575-4086
47 x 2 x 47 in

D2529S50577-4086
59 x 2 x 59 in

Pastels Bring Peace 2 is part of a series of two large abstract paintings on canvas. Drawing inspiration from the existential works of Clyfford Still, an abstract expressionist, this work invites the viewer into a world reminiscent of a cloudy dreamscape. The canvas is densely layered, featuring a gentle color palette of pastel peach, baby blue, and pale indigo, accentuated by touches of charcoal. This combination creates an illusion of depth, ultimately providing a tranquil moment of reflection for those who immerse themselves in the work.

Reflecting on the symbolism of Still's works, Pastels Bring Peace 2 uses vertical forms to consider the internal struggle of the spirit against the external opposition of nature. An original addition to the carefully curated ART by TA Collection and a beautiful companion piece to Pastels Bring Peace 1.



All Around Is Nothing 1

Textured Paper - Single Matboard | M4 - Warm White Smooth + White Core Width: 6”
F381 - Silver Cap Frame - Width: 0.875

D2530S50585-4076

32 x 1¾ x 32 in

D2530S50587-4076

40 x 1¾ x 40 in

D2530S50589-4076

48 x 1¾ x 48 in

D2530S50586-4076


36 x 1¾ x 36 in

D2530S50588-4076

44 x 1¾ x 44 in

All Around is Nothing 1 is part of a series of six geometric works on paper that call to mind the work of British Op-Art artist Bridget Riley circa the 1960s. The series features a single geometric circle in varying angles and monochromatic shades. In this work, thin graphite bands form the geometric circle giving it a 3D effect. A background of repetitive horizontal graphite bands suspends the circle giving it the appearance of floating in space.

Drawing the viewer’s gaze toward the singular spherical object, All Around is Nothing 1 invites the viewer to engage in a philosophical reflection of the nature of reality and one’s place within it. An original addition to the exclusive ART by TA Collection.



All Around Is Nothing 2

Textured Paper - Single Matboard | M4 - Warm White Smooth + White Core Width: 6”
F381 - Silver Cap Frame - Width: 0.875

D2530S50585-4077

32 x 1¾ x 32 in

D2530S50587-4077

40 x 1¾ x 40 in

D2530S50589-4077

48 x 1¾ x 48 in

D2530S50586-4077

36 x 1¾ x 36 in

D2530S50588-4077

44 x 1¾ x 44 in

All Around is Nothing 2 is part of a series of six geometric works on paper that call to mind the work of British Op-Art artist Bridget Riley circa the 1960s. The series features a single geometric circle in varying angles and monochromatic shades. In this work, thin graphite bands form the geometric circle giving it a 3D effect. A background of repetitive horizontal graphite bands suspends the circle giving it the appearance of floating in space.

Drawing the viewer’s gaze toward the singular spherical object, All Around is Nothing 2 invites the viewer to engage in a philosophical reflection of the nature of reality and one’s place within it. An original addition to the exclusive ART by TA Collection.



All Around Is Nothing 3

Textured Paper - Single Matboard | M4 - Warm White Smooth + White Core Width: 6”
F381 - Silver Cap Frame - Width: 0.875

D2530S50585-4078
32 x 1¾ x 32 in

D2530S50587-4078
40 x 1¾ x 40 in


D2530S50589-4078
48 x 1¾ x 48 in

D2530S50586-4078
36 x 1¾ x 36 in

D2530S50588-4078
44 x 1¾ x 44 in

All Around is Nothing 3 is part of a series of six geometric works on paper that call to mind the work of British Op-Art artist Bridget Riley circa the 1960s. The series features a single geometric circle in varying angles and monochromatic shades. In this work, the axis is tilted, and contrasting graphite and bone white bands form the geometric circle giving it a 3D effect. Here, the background is overlapped by a translucent ring of repeating pattern.

Drawing the viewer’s gaze toward the singular spherical object and the surrounding translucent form, All Around is Nothing 3 invites the viewer to engage in a philosophical reflection of the nature of reality and one’s place within it. An original addition to the exclusive ART by TA Collection.



All Around Is Nothing 4

extured Paper - Single Matboard | M4 - Warm White Smooth + White Core Width: 6”
F381 - Silver Cap Frame - Width: 0.875

D2530S50585-4079
32 x 1¾ x 32 in

D2530S50587-4079
40 x 1¾ x 40 in

D2530S50589-4079
48 x 1¾ x 48 in

D2530S50586-4079
36 x 1¾ x 36 in

D2530S50588-4079
44 x 1¾ x 44 in

All Around is Nothing 4 is part of a series of six geometric works on paper that call to mind the work of British Op-Art artist Bridget Riley circa the 1960s. The series features a single geometric circle in varying angles and monochromatic shades. In this work, the axis is tilted, and contrasting graphite and bone white bands form the geometric circle giving it a 3D effect. Here, the background of repetitive vertical graphite bands is more saturated and varied in thickness resulting in a halo effect.

Drawing the viewer’s gaze toward the singular spherical object and its surrounding translucent form, All Around is Nothing 4 invites the viewer to engage in a philosophical reflection of the nature of reality and one’s place within it. An original addition to the exclusive ART by TA Collection.



All Around Is Nothing 5

Textured Paper - Single Matboard | M4 - Warm White Smooth + White Core Width: 6”
F381 - Silver Cap Frame - Width: 0.875

D2530S50585-4080
32 x 1¾ x 32 in

D2530S50587-4080
40 x 1¾ x 40 in


D2530S50589-4080
48 x 1¾ x 48 in

D2530S50586-4080
36 x 1¾ x 36 in

D2530S50588-4080
44 x 1¾ x 44 in

All Around is Nothing 5 is part of a series of six geometric works on paper that call to mind the work of British Op-Art artist Bridget Riley circa the 1960s. The series features a single geometric circle in varying angles and monochromatic shades. In this work, the axis is upright, and contrasting graphite and bone white bands form the geometric circle giving it a 3D effect. Here, the background of horizontal graphite bands is more saturated and varied in thickness, creating the appearance of floating in space.

Drawing the viewer’s gaze toward the singular spherical object, All Around is Nothing 5 invites the viewer to engage in a philosophical reflection of the nature of reality and one’s place within it. An original addition to the exclusive ART by TA Collection.



All Around Is Nothing 6

Textured Paper - Single Matboard | M4 - Warm White Smooth + White Core Width: 6”
F381 - Silver Cap Frame - Width: 0.875

D2530S50585-4081
32 x 1¾ x 32 in

D2530S50587-4081
40 x 1¾ x 40 in

D2530S50589-4081
48 x 1¾ x 48 in

D2530S50586-4081
36 x 1¾ x 36 in

D2530S50588-4081
44 x 1¾ x 44 in

All Around is Nothing 6 is part of a series of six geometric works on paper that call to mind the work of British Op-Art artist Bridget Riley circa the 1960s. The series features a single geometric circle in varying angles and monochromatic shades. In this work, the axis is upright, and contrasting graphite and bone white bands form the geometric circle giving it a 3D effect. An inversion of All Around is Nothing 5, the background of horizontal graphite bands become increasingly defined from the top to the bottom of the circle’s form.

Drawing the viewer’s gaze toward the singular spherical object, All Around is Nothing 6 invites the viewer to engage in a philosophical reflection of the nature of reality and one’s place within it. An original addition to the exclusive ART by TA Collection.



Coterie 1

Textured Paper - Single Matboard | M5 - White Smooth + White Core Width: 1.5”
F1322 - Black Cap Frame - Width: 1.625

D2531S50605-4099 18 x 0¾ x 22 in	D2531S50607-4099 26 x 0¾ x 33 in	D2531S50609-4099 34 x 0¾ x 44 in
D2531S50606-4099 22 x 0¾ x 27 in	D2531S50608-4099 30 x 0¾ x 38 in	D2531S50610-4099 38 x 0¾ x 49 in

Coterie 1 is part of a series of eight works on paper that are reminiscent of the work of the innovative and highly influential American artist Alexander Calder who is best known for his mobiles and wire sculptures.

Coterie 1 is a minimalist interpretation on paper of Calder’s famous mobiles and features a single, unbroken hand-drawn graphite line that is looped to represent a mobile wire. The art elements of line, shape, and movement come together in this playful series. Beginning at the bottom of the picture plane, the line stretches upward and then gracefully descends until it ends its journey at a single goldenrod ball. A small black dot provides a focal point for the eye. An original addition to the exclusive ART by TA Collection, the subtle use of color and implied movement captures the essence of Calder’s mobiles in this work on textured paper.



Coterie 2

Textured Paper - Single Matboard | M5 - White Smooth + White Core Width: 1.5”
F1322 - Black Cap Frame - Width: 1.625

D2531S50605-4100 18 x 0¾ x 22 in	D2531S50607-4100 26 x 0¾ x 33 in	D2531S50609-4100 34 x 0¾ x 44 in
D2531S50606-4100 22 x 0¾ x 27 in	D2531S50608-4100 30 x 0¾ x 38 in	D2531S50610-4100 38 x 0¾ x 49 in

Coterie 2 is part of a series of eight works on paper that are reminiscent of the work of the innovative and highly influential American artist Alexander Calder who is best known for his mobiles and wire sculptures.

Coterie 2 is a minimalist interpretation on paper of Calder’s famous mobiles and features a single, unbroken hand-drawn graphite line that is looped to represent a mobile wire. The art elements of line, shape, and movement come together in this playful series. Beginning at the top of the picture plane, the line stretches to the left then drops and loops toward the lower portion of the work. The voyage concludes at a solitary sage green globe. A small black dot provides a focal point for the eye. An original addition to the exclusive ART by TA Collection, the subtle use of color and implied movement captures the essence of Calder’s mobiles in this work on textured paper.




Coterie 3

Textured Paper - Single Matboard | M5 - White Smooth + White Core Width: 1.5”
F1322 - Black Cap Frame - Width: 1.625

D2531S50605-4101 18 x 0¾ x 22 in	D2531S50607-4101 26 x 0¾ x 33 in	D2531S50609-4101 34 x 0¾ x 44 in
D2531S50606-4101 22 x 0¾ x 27 in	D2531S50608-4101 30 x 0¾ x 38 in	D2531S50610-4101 38 x 0¾ x 49 in

Coterie 3 is part of a series of eight works on paper that are reminiscent of the work of the innovative and highly influential American artist Alexander Calder who is best known for his mobiles and wire sculptures.

Coterie 3 is a minimalist interpretation on paper of Calder’s famous mobiles and features a single, unbroken hand-drawn graphite line that is looped to represent a mobile wire. The art elements of line, shape, and movement come together in this playful series. The line starts its journey at the top, travels across to the right of the picture plane then rapidly descends and ends its time at a lime-green ball. A small black dot provides a focal point for the eye. An original addition to the exclusive ART by TA Collection, the subtle use of color and implied movement captures the essence of Calder’s mobiles in this work on textured paper.




Coterie 4

Textured Paper - Single Matboard | M5 - White Smooth + White Core Width: 1.5”
F1322 - Black Cap Frame - Width: 1.625

D2531S50605-4102 18 x 0¾ x 22 in	D2531S50607-4102 26 x 0¾ x 33 in	D2531S50609-4102 34 x 0¾ x 44 in
D2531S50606-4102 22 x 0¾ x 27 in	D2531S50608-4102 30 x 0¾ x 38 in	D2531S50610-4102 38 x 0¾ x 49 in

Coterie 4 is part of a series of eight works on paper that are reminiscent of the work of the innovative and highly influential American artist Alexander Calder who is best known for his mobiles and wire sculptures.

Coterie 4 is a minimalist interpretation on paper of Calder’s famous mobiles and features a single, unbroken hand-drawn graphite line that is looped to represent a mobile wire. The art elements of line, shape, and movement come together in this playful series. The line commences at the top of the work and then swiftly plummets to the bottom of the picture plane. The path concludes when it meets up with a slate grey orb. A small black dot provides a focal point for the eye. An original addition to the exclusive ART by TA Collection, the subtle use of color and implied movement captures the essence of Calder’s mobiles in this work on textured paper.



Coterie 5

Textured Paper - Single Matboard | M5 - White Smooth + White Core Width: 1.5”
F1322 - Black Cap Frame - Width: 1.625

D2531S50605-4103
18 x 0¾ x 22 in

D2531S50607-4103
26 x 0¾ x 33 in

D2531S50609-4103
34 x 0¾ x 44 in

D2531S50606-4103
22 x 0¾ x 27 in

D2531S50608-4103
30 x 0¾ x 38 in

D2531S50610-4103
38 x 0¾ x 49 in

Coterie 5 is part of a series of eight works on paper that are reminiscent of the work of the innovative and highly influential American artist Alexander Calder who is best known for his mobiles and wire sculptures.

Coterie 5 is a minimalist interpretation on paper of Calder’s famous mobiles and features a single, unbroken hand-drawn graphite line that is looped to represent a mobile wire. The art elements of line, shape, and movement come together in this playful series. Starting at the base of the picture plane, the line extends upward before gently swooping down and concluding its path at a lone sage-green sphere. A small black dot provides a focal point for the eye. An original addition to the exclusive ART by TA Collection, the subtle use of color and implied movement captures the essence of Calder’s mobiles in this work on textured paper.



Coterie 6

Textured Paper - Single Matboard | M5 - White Smooth + White Core Width: 1.5”
F1322 - Black Cap Frame - Width: 1.625

D2531S50605-4104
18 x 0¾ x 22 in

D2531S50607-4104
26 x 0¾ x 33 in

D2531S50609-4104
34 x 0¾ x 44 in


D2531S50606-4104
22 x 0¾ x 27 in

D2531S50608-4104
30 x 0¾ x 38 in

D2531S50610-4104
38 x 0¾ x 49 in

Coterie 6 is part of a series of eight works on paper that are reminiscent of the work of the innovative and highly influential American artist Alexander Calder who is best known for his mobiles and wire sculptures.

Coterie 6 is a minimalist interpretation on paper of Calder’s famous mobiles and features a single, unbroken hand-drawn graphite line that is looped to represent a mobile wire. The art elements of line, shape, and movement come together in this playful series. Beginning at the top of the picture plane, the line extends leftward, loops, then descends until it reaches an olive-green globe. A small black dot provides a focal point for the eye. An original addition to the exclusive ART by TA Collection, the subtle use of color and implied movement captures the essence of Calder’s mobiles in this work on textured paper.



Coterie 7

Textured Paper - Single Matboard | M5 - White Smooth + White Core Width: 1.5”
F1322 - Black Cap Frame - Width: 1.625

D2531S50605-4105
18 x 0¾ x 22 in

D2531S50607-4105
26 x 0¾ x 33 in

D2531S50609-4105
34 x 0¾ x 44 in

D2531S50606-4105
22 x 0¾ x 27 in

D2531S50608-4105
30 x 0¾ x 38 in

D2531S50610-4105
38 x 0¾ x 49 in

Coterie 7 is part of a series of eight works on paper that are reminiscent of the work of the innovative and highly influential American artist Alexander Calder who is best known for his mobiles and wire sculptures.

Coterie 7 is a minimalist interpretation on paper of Calder’s famous mobiles and features a single, unbroken hand-drawn graphite line that is looped to represent a mobile wire. The art elements of line, shape, and movement come together in this playful series. The line starts its journey at the top and gently curves and loops down to the lower portion of the picture plane where it meets up with a steel-grey ball. A small black dot provides a focal point for the eye. An original addition to the exclusive ART by TA Collection, the subtle use of color and implied movement captures the essence of Calder’s mobiles in this work on textured paper.



Coterie 8

Textured Paper - Single Matboard | M5 - White Smooth + White Core Width: 1.5”
F1322 - Black Cap Frame - Width: 1.625

D2531S50605-4106
18 x 0¾ x 22 in

D2531S50607-4106
26 x 0¾ x 33 in

D2531S50609-4106
34 x 0¾ x 44 in

D2531S50606-4106
22 x 0¾ x 27 in

D2531S50608-4106
30 x 0¾ x 38 in

D2531S50610-4106
38 x 0¾ x 49 in

Coterie 8 is part of a series of eight works on paper that are reminiscent of the work of the innovative and highly influential American artist Alexander Calder who is best known for his mobiles and wire sculptures.

Coterie 8 is a minimalist interpretation on paper of Calder’s famous mobiles and features a single, unbroken hand-drawn graphite line that is looped to represent a mobile wire. The art elements of line, shape, and movement come together in this playful series. Starting at the top of the picture plane and then shooting straight down, the line quickly curves and loops before ending its path at a dove-grey circle. A small black dot provides a focal point for the eye. An original addition to the exclusive ART by TA Collection, the subtle use of color and implied movement captures the essence of Calder’s mobiles in this work on textured paper.



The Mini Gardens 1

Textured Paper - Single Matboard | M5 - White Smooth + White Core Width: 1.5”
F381 - Silver Cap Frame - Width: 0.875

D2532S50625-4114 20 x 1¾ x 23 in	D2532S50627-4114 28 x 1¾ x 32 in	D2532S50629-4114 36 x 1½ x 42 in
D2532S50626-4114 24 x 1¾ x 28 in	D2532S50628-4114 32 x 1¾ x 37 in	D2532S50630-4114 40 x 1¾ x 47 in

The Mini Gardens 1 is part of a series of four breathtaking prints reminiscent of the work of the distinguished American artist Joan Mitchell who is renowned for her contributions to painting, printmaking, and other paper-based media. The Mini Gardens 1 is an abstract print that brings together a striking array of contrasting hues that elicit feelings of beauty and passion while strong and vivid brushstrokes convey a sensation of motion. A bold color palette in coral pink, dove grey, charcoal, and vanilla unite to form a captivating artistic creation.

A concentrated section taken from the larger work, The Garden 1, The Mini Gardens 1 uses abstract forms and a lively color palette to encourage a quiet reflection of one’s relationship with the natural world. An original addition to the carefully curated ART by TA Collection.



The Mini Gardens 2

Textured Paper - Single Matboard | M5 - White Smooth + White Core Width: 1.5”
F381 - Silver Cap Frame - Width: 0.875

D2532S50625-4115 20 x 1¾ x 23 in	D2532S50627-4115 28 x 1¾ x 32 in	D2532S50629-4115 36 x 1¾ x 42 in
D2532S50626-4115 24 x 1¾ x 28 in	D2532S50628-4115 32 x 1¾ x 37 in	D2532S50630-4115 40 x 1¾ x 47 in

The Mini Gardens 2 is part of a series of four breathtaking prints reminiscent of the work of the distinguished American artist Joan Mitchell who is renowned for her contributions to painting, printmaking, and other paper-based media. The Mini Gardens 2 is an abstract print that offers a striking medley of contrasting shades that immediately draw in the viewer. Robust brushstrokes signal movement, and the bold color scheme in dove grey and coral pink, with splashes of tangerine, burnt orange, grass green, emerald, and indigo, come together to produce this vibrant work.

A concentrated section taken from the larger work, The Garden 1, The Mini Gardens 2 uses abstract forms and a lively color palette to encourage a quiet reflection of one’s relationship with the natural world. An original addition to the carefully curated ART by TA Collection.




The Mini Gardens 3

Textured Paper - Single Matboard | M5 - White Smooth + White Core Width: 1.5”
F381 - Silver Cap Frame - Width: 0.875

D2532S50625-4116 20 x 1¾ x 23 in	D2532S50627-4116 28 x 1¾ x 32 in	D2532S50629-4116 36 x 1¾ x 42 in
D2532S50626-4116 24 x 1¾ x 28 in	D2532S50628-4116 32 x 1¾ x 37 in	D2532S50630-4116 40 x 1¾ x 47 in

The Mini Gardens 3 is part of a series of four breathtaking prints reminiscent of the work of the distinguished American artist Joan Mitchell who is renowned for her contributions to painting, printmaking, and other paper-based media. The Mini Gardens 3 is an abstract print that offers a remarkable fusion of contrasting colors that engage the senses. Strong brushstrokes add dimension while the bright color palette in Kelly green, coral pink, dove grey, and splashes of powder blue and vanilla join to create this captivating work.

A concentrated section taken from the larger work, The Garden 1, The Mini Gardens 3 uses abstract forms and a lively color palette to encourage a quiet reflection of one’s relationship with the natural world. An original addition to the carefully curated ART by TA Collection.



The Mini Gardens 4

Textured Paper - Single Matboard | M5 - White Smooth + White Core Width: 1.5”
F381 - Silver Cap Frame - Width: 0.875

D2532S50625-4117 20 x 1¾ x 23 in	D2532S50627-4117 28 x 1¾ x 32 in	D2532S50629-4117 36 x 1¾ x 42 in
D2532S50626-4117 24 x 1¾ x 28 in	D2532S50628-4117 32 x 1¾ x 37 in	D2532S50630-4117 40 x 1¾ x 47 in

The Mini Gardens 4 is part of a series of four breathtaking prints reminiscent of the work of the distinguished American artist Joan Mitchell who is renowned for her contributions to painting, printmaking, and other paper-based media. The Mini Gardens 4 is an abstract print that presents a captivating fusion of contrasting hues, most notably charcoal, sky blue, grass green, coral pink, and vanilla. The striking array of colors elicits feelings of beauty and passion that immediately engage the viewer. Expressive brushstrokes work in harmony with the bold color scheme to create this dynamic work.

A concentrated section taken from the larger work, The Garden 1, The Mini Gardens 4 uses abstract forms and a lively color palette to encourage a quiet reflection of one’s relationship with the natural world. An original addition to the carefully curated ART by TA Collection.



The Garden 1

Canvas | Hand Embellished Semi Gloss | F496 - Warm Silver Floater Frame - Width: 0.375

D2533S50652-4118
27 x 2¾ x 32 in

D2533S50654-4118
39 x 2¾ x 46 in

D2533S50656-4118
51 x 2¾ x 60 in

D2533S50653-4118
33 x 2¾ x 39 in

D2533S50655-4118
45 x 2¾ x 53 in

D2533S50657-4118
57 x 2½ x 67 in

The Garden 1 is suggestive of the work of the distinguished American artist Joan Mitchell who is renowned for her contributions to painting, printmaking, and other paper-based media. The Garden 1 is a large painting on canvas that features a vibrant color palette in contrasting hues that evoke emotion and beauty. Bold and expressive brushstrokes offer a sense of movement and dimension. A divergent color scheme in dove grey, coral pink, cerulean blue, and grass green combines to create an eye-catching and dynamic work of art.

Abstract forms and an invigorating palette subtly invite the viewer to a quiet reflection of the natural world in The Garden 1. An original addition to the carefully curated ART by TA Collection.



Water on Neptune 1

Canvas | F717 - White Floater Frame - Width: 0.6

D2539S50772-4073
21 x 2½ x 27 in

D2539S50774-4073
33 x 2½ x 43 in

D2539S50776-4073
45 x 2¼ x 59 in

D2539S50773-4073
27 x 2½ x 35 in

D2539S50775-4073
39 x 2½ x 51 in

D2539S50777-4073
51 x 2½ x 67 in

Water on Neptune 1 is a series of three works that feature a tranquil coastal scene. Voluminous clouds lift the gaze upward while the element of contrast is rendered through color and texture. The contrasting color scheme in cotton, dove grey, steel blue, navy blue, and sea green provides a sense of unity. Varied brushstrokes offer a textural feel by juxtaposing a smoothed atmospheric layer against course clouds and rippling waters.

A seemingly endless expanse of sky and water encourages feelings of hope and optimism in this original work of art on canvas. Part of the carefully curated ART by TA Collection.



Water on Neptune 2 is a series of three works that feature a tranquil coast scene. A voluminous cloud in faint indigo and cotton offers the viewer a distinct focal point. A textural feel is achieved through the contrast of smooth and choppy brushstrokes and the muted color palette of cerulean, pale mauve, and navy blue. A harmonious balance defines this work.

Part of the carefully curated ART by TA Collection, a seemingly endless expanse of sky and water encourages feelings of hope and optimism in this original work of art on canvas.

Water on Neptune 2

Canvas | F717 - White Floater Frame - Width: 0.6

- | | | |
|--|--|--|
| D2539S50772-4074
21 x 2½ x 27 in | D2539S50774-4074
33 x 2½ x 43 in | D2539S50776-4074
45 x 2½ x 59 in |
| D2539S50773-4074
27 x 2½ x 35 in | D2539S50775-4074
39 x 2½ x 51 in | D2539S50777-4074
51 x 2½ x 67 in |



Water on Neptune 3 is a series of three works that feature a tranquil coast scene. An enormous cloud bank leads the gaze upward, while contrasts emerge through the use of color and texture. A balanced color scheme in cotton, dove grey, steel blue, and navy blue imparts a sense of unity. A range of brushstrokes creates a textural sensation and offers contrasting atmospheric layers. A perfect blend of elements brings harmony to this piece.

Part of the carefully curated ART by TA Collection, a seemingly endless expanse of sky and water encourages feelings of hope and optimism in this original work of art on canvas.

Water on Neptune 3

Canvas | F717 - White Floater Frame - Width: 0.6

- | | | |
|--|--|--|
| D2539S50772-4075
21 x 2½ x 27 in | D2539S50774-4075
33 x 2½ x 43 in | D2539S50776-4075
45 x 2½ x 59 in |
| D2539S50773-4075
27 x 2½ x 35 in | D2539S50775-4075
39 x 2½ x 51 in | D2539S50777-4075
51 x 2½ x 67 in |



Inverted Floweret 1

Canvas | F718 - Warm Silver Floater Frame - Width: 0.6

D2534S50673-4082
28 x 2½ x 28 in

D2534S50675-4082
40 x 2½ x 40 in

D2534S50677-4082
52 x 2½ x 52 in

D2534S50674-4082
34 x 2½ x 34 in

D2534S50676-4082
46 x 2½ x 46 in

D2534S50678-4082
58 x 2¼ x 58 in

Inverted Floweret 1 is a provocative large-scale work on canvas that offers strong contrast and profound mystery. This radiographic-inspired work gives the flower an almost ethereal quality. The bloom seems to be illuminated from within with its clearly defined petals. The element of light plays an important role in this monochromatic work with darker tones set off by lighter hues. This work is an intriguing departure from typical floral depictions. Instead of vibrant hues, this mesmerizing work invites the viewer to see an inherent, deeper beauty that is even more captivating.

Positive and negative space combines elegantly in Inverted Floweret 1. A stunning companion to Inverted Floweret 2, this romantic work of art is an original addition to the exclusive ART by TA Collection.



Inverted Floweret 2

Canvas | F718 - Warm Silver Floater Frame - Width: 0.6

D2534S50673-4083
28 x 2½ x 28 in

D2534S50675-4083
40 x 2½ x 40 in

D2534S50677-4083
52 x 2½ x 52 in

D2534S50674-4083
34 x 2½ x 34 in

D2534S50676-4083
46 x 2½ x 46 in

D2534S50678-4083
58 x 2½ x 58 in

Inverted Floweret 2 is an enticing large-scale work on canvas that beckons deeper consideration. This painting offers a striking interplay of light and dark that instills an air of mystery. Inspired by radiographic technique, this creative representation gives the petals a celestial presence. The blossom appears to be backlit, its petals outlined with sharp precision. Tonality is an essential character in this monochromatic work as light and shadow play off each other and add depth and dimension. This dramatic work prompts the viewer to perceive an intrinsic, profound beauty that waits beyond the surface of the bloom.

An elegant composition of positive and negative space, Inverted Floweret 2 is a romantic presentation of a flower in a captivating companion piece to Inverted Floweret 1. Part of the carefully curated ART by TA Collection.



Leaving a Mark 1

Textured Paper - Single Matboard | M4 - Warm White Smooth + White Core Width: 2”
F381 - Silver Cap Frame - Width: 0.875

D2535S50685-4107
20 x 1¾ x 20 in

D2535S50687-4107
28 x 1¾ x 28 in

D2535S50689-4107
36 x 1¾ x 36 in

D2535S50686-4107
24 x 1¾ x 24 in

D2535S50688-4107
32 x 1¾ x 32 in

D2535S50690-4107
40 x 1¾ x 40 in

Leaving a Mark 1 is part of a series of six bold prints that recall the Wildstyle graffiti era of 1970s NYC. This urban street art form had a significant impact on visual culture across the globe. Wildstyle graffiti is characterized by complex, intricate lettering that is often overlapped, interlocked, or interweaved to create a sophisticated pattern. This series is marked by the clever insertion of biomorphic objects that stand in for lettering. While graffiti relies on vivid colors and dense marks, this series allows the focus to be on the expressive objects using just two colors – taupe and cream – and the technique of positive shapes and negative space. Taken together, this series invites the viewer to interpret the objects in a myriad of ways.

Carefully treading the line between abstract forms and meaningful symbolism, Leaving a Mark 1 is an engaging work of art on textured paper. An original addition to the exclusive ART by TA Collection.



Leaving a Mark 2

Textured Paper - Single Matboard | M4 - Warm White Smooth + White Core Width: 2”
F381 - Silver Cap Frame - Width: 0.875

D2535S50685-4108
20 x 1¾ x 20 in

D2535S50687-4108
28 x 1¾ x 28 in

D2535S50689-4108
36 x 1¾ x 36 in

D2535S50686-4108
24 x 1¾ x 24 in

D2535S50688-4108
32 x 1¾ x 32 in

D2535S50690-4108
40 x 1¾ x 40 in

Leaving a Mark 2 is part of a series of six bold prints that recall the Wildstyle graffiti era of 1970s NYC. This urban street art form had a significant impact on visual culture across the globe. Wildstyle graffiti is characterized by complex, intricate lettering that is often overlapped, interlocked, or interweaved to create a sophisticated pattern. This series is marked by the clever insertion of biomorphic objects that stand in for lettering. While graffiti relies on vivid colors and dense marks, this series allows the focus to be on the expressive objects using just two colors – taupe and cream – and the technique of positive shapes and negative space. Taken together, this series invites the viewer to interpret the objects in a myriad of ways.

Carefully treading the line between abstract forms and meaningful symbolism, Leaving a Mark 2 is an engaging work of art on textured paper. An original addition to the exclusive ART by TA Collection.



Leaving a Mark 3

Textured Paper - Single Matboard | M4 - Warm White Smooth + White Core Width: 2”
F381 - Silver Cap Frame - Width: 0.875

D2535S50685-4109
20 x 1¾ x 20 in

D2535S50687-4109
28 x 1¾ x 28 in

D2535S50689-4109
36 x 1¾ x 36 in

D2535S50686-4109
24 x 1¾ x 24 in

D2535S50688-4109
32 x 1¾ x 32 in

D2535S50690-4109
40 x 1¾ x 40 in

Leaving a Mark 3 is part of a series of six bold prints that recall the Wildstyle graffiti era of 1970s NYC. This urban street art form had a significant impact on visual culture across the globe. Wildstyle graffiti is characterized by complex, intricate lettering that is often overlapped, interlocked, or interweaved to create a sophisticated pattern. This series is marked by the clever insertion of biomorphic objects that stand in for lettering. While graffiti relies on vivid colors and dense marks, this series allows the focus to be on the expressive objects using just two colors – taupe and cream – and the technique of positive shapes and negative space. Taken together, this series invites the viewer to interpret the objects in a myriad of ways.

Carefully treading the line between abstract forms and meaningful symbolism, Leaving a Mark 3 is an engaging work of art on textured paper. An original addition to the exclusive ART by TA Collection.



Leaving a Mark 4

Textured Paper - Single Matboard | M4 - Warm White Smooth + White Core Width: 2”
F381 - Silver Cap Frame - Width: 0.875

D2535S50685-4110
20 x 1¾ x 20 in

D2535S50687-4110
28 x 1¾ x 28 in

D2535S50689-4110
36 x 1¾ x 36 in

D2535S50686-4110
24 x 1¾ x 24 in

D2535S50688-4110
32 x 1¾ x 32 in

D2535S50690-4110
40 x 1¾ x 40 in

Leaving a Mark 4 is part of a series of six bold prints that recall the Wildstyle graffiti era of 1970s NYC. This urban street art form had a significant impact on visual culture across the globe. Wildstyle graffiti is characterized by complex, intricate lettering that is often overlapped, interlocked, or interweaved to create a sophisticated pattern. This series is marked by the clever insertion of biomorphic objects that stand in for lettering. While graffiti relies on vivid colors and dense marks, this series allows the focus to be on the expressive objects using just two colors – taupe and cream – and the technique of positive shapes and negative space. Taken together, this series invites the viewer to interpret the objects in a myriad of ways.

Carefully treading the line between abstract forms and meaningful symbolism, Leaving a Mark 4 is an engaging work of art on textured paper. An original addition to the exclusive ART by TA Collection.



Leaving a Mark 5

Textured Paper - Single Matboard | M4 - Warm White Smooth + White Core Width: 2”
F381 - Silver Cap Frame - Width: 0.875

D2535S50685-4111
20 x 1¾ x 20 in

D2535S50687-4111
28 x 1¾ x 28 in

D2535S50689-4111
36 x 1¾ x 36 in

D2535S50686-4111
24 x 1¾ x 24 in

D2535S50688-4111
32 x 1¾ x 32 in

D2535S50690-4111
40 x 1¾ x 40 in

Leaving a Mark 5 is part of a series of six bold prints that recall the Wildstyle graffiti era of 1970s NYC. This urban street art form had a significant impact on visual culture across the globe. Wildstyle graffiti is characterized by complex, intricate lettering that is often overlapped, interlocked, or interweaved to create a sophisticated pattern. This series is marked by the clever insertion of biomorphic objects that stand in for lettering. While graffiti relies on vivid colors and dense marks, this series allows the focus to be on the expressive objects using just two colors – taupe and cream – and the technique of positive shapes and negative space. Taken together, this series invites the viewer to interpret the objects in a myriad of ways.

Carefully treading the line between abstract forms and meaningful symbolism, Leaving a Mark 5 is an engaging work of art on textured paper. An original addition to the exclusive ART by TA Collection.



Leaving a Mark 6

Textured Paper - Single Matboard | M4 - Warm White Smooth + White Core Width: 2”
F381 - Silver Cap Frame - Width: 0.875

D2535S50685-4112
20 x 1¾ x 20 in

D2535S50687-4112
28 x 1¾ x 28 in

D2535S50689-4112
36 x 1¾ x 36 in

D2535S50686-4112
24 x 1¾ x 24 in

D2535S50688-4112
32 x 1¾ x 32 in

D2535S50690-4112
40 x 1¾ x 40 in

Leaving a Mark 6 is part of a series of six bold prints that recall the Wildstyle graffiti era of 1970s NYC. This urban street art form had a significant impact on visual culture across the globe. Wildstyle graffiti is characterized by complex, intricate lettering that is often overlapped, interlocked, or interweaved to create a sophisticated pattern. This series is marked by the clever insertion of biomorphic objects that stand in for lettering. While graffiti relies on vivid colors and dense marks, this series allows the focus to be on the expressive objects using just two colors – taupe and cream – and the technique of positive shapes and negative space. Taken together, this series invites the viewer to interpret the objects in a myriad of ways.

Carefully treading the line between abstract forms and meaningful symbolism, Leaving a Mark 6 is an engaging work of art on textured paper. An original addition to the exclusive ART by TA Collection.



Pillars of the Mind 1

Canvas | F718 - Warm Silver Floater Frame - Width: 0.6

D2536S50714-4053
33 x 2½ x 23 in

D2536S50716-4053
45 x 2½ x 31 in

D2536S50718-4053
57 x 2½ x 39 in

D2536S50715-4053
39 x 2½ x 27 in

D2536S50717-4053
51 x 2½ x 35 in

D2536S50719-4053
63 x 2½ x 43 in

One of the more elaborate architectural styles of classical and neoclassical design, slender fluting and scrolled capitals adorn corinthian columns in Pillars of the Mind. Above, a lacunar, or coffered, ceiling offers both decorative and practical use as the recessed spaces simultaneously lighten the weight of the building while also adding visual appeal. Famously noted for its use in Ancient Greek and Roman architecture, this technique was brought back during the Renaissance period.

In Pillars of the Mind 1, the viewer is offered an exquisite view of the classical architecture that was often reserved for spaces of significance. A beautiful addition to the carefully curated ART by TA Collection.



Endeavor 1

Canvas | F716 - Espresso Floater Frame - Width: 0.6

D2537S50734-4060
36 x 2½ x 25 in

D2537S50736-4060
48 x 2½ x 33 in

D2537S50738-4060
60 x 2½ x 41 in

D2537S50735-4060
42 x 2½ x 29 in

D2537S50737-4060
54 x 2½ x 37 in

D2537S50739-4060
66 x 2½ x 45 in

Endeavor 1 is an evocative, large-scale work on canvas that pays homage to the mixed-media masterpieces of Robert Rauschenberg, most notably his iconic “Bed, 1955.” Exhibiting a similar revolutionary impetus, Endeavor 1 transforms the canvas into a space for nuanced commentary, inviting the viewer to question their perceptions of traditional art mediums and techniques. Several elements come together here that cleverly toy with the viewer’s perspective and conventions of depth perception. Though this work is two-dimensional, there is an intriguing spatial three-dimensional illusion in the center of the piece that is both tangible and ethereal. The disparate color scheme in pale yellow, graphite, sky blue, sage, and vermillion contributes emotional depth to this striking work.

A clever use of depth in Endeavor 1 bridges the gap between art and life in this exclusive addition to ART by TA.



Codes of the Mystics 1 is an expressive and emotive work in keeping with the Lyrical Abstraction Movement of the mid-20th century. The marks, imbued with a sense of fluidity and movement, function as both abstract forms and are suggestive of written expression. The color scheme is understated in hues of dove grey, sand, mustard, and cerulean.

An air of mystery is created through ethereal forms and perceived scrawlings in this original piece for the exclusive ART by TA Collection.



Codes of the Mystics 2 is an expressive and emotive work in keeping with the Lyrical Abstraction Movement of the mid-20th century. The Movement is characterized by free-flowing lines, shapes, and colors that imbue this work with a sense of fluidity and movement. The work functions as both an abstract form and is suggestive of written expression. An understated color scheme in hues of dove grey, sand, mustard, and cerulean complements the work’s poetic nature.

An air of mystery is created through ethereal forms and perceived scrawlings in this original piece for the exclusive ART by TA Collection.

Codes of the Mystics 1

Canvas. Silver Floater Frame | Frame Width: 1.75

D65S1293-434
44 x 1½ x 58 in

D65S1294-434
46 x 1½ x 60 in

D65S1295-434
48 x 1½ x 63 in

D65S1296-434
50 x 1½ x 65 in

D65S1297-434
52 x 1½ x 68 in

D65S1298-434
54 x 1½ x 71 in

D65S1300-434
58 x 1½ x 76 in

Codes of the Mystics 2

Canvas. Silver Floater Frame | Frame Width: 1.75

D65S1293-435
44 x 1½ x 58 in

D65S1294-435
46 x 1½ x 60 in

D65S1295-435
48 x 1½ x 63 in

D65S1296-435
50 x 1½ x 65 in

D65S1297-435
52 x 1½ x 68 in

D65S1298-435
54 x 1½ x 71 in

D65S1300-435
58 x 1½ x 76 in



Center Strength

Canvas. Warm Silver Floater Frame | Frame Width: 1.125

D885S17692-1606

23 x 2 x 27 in

D885S17694-1606

35 x 2 x 42 in

D885S17696-1606

47 x 2 x 56 in

D885S17693-1606

29 x 2 x 34 in

D885S17695-1606

41 x 2 x 49 in

D885S17697-1606

53 x 2 x 63 in

Center Strength is an accomplished piece that recalls the work of Dutch American abstract painter Willem de Kooning who played a significant role in the development of Abstract Expressionism, a movement that emerged in the mid-20th century in the United States. This work is characterized by its strong, defined lines that offer a tension between abstraction and figuration.

In keeping with de Kooning’s work, Center Strength features the fragmented form of the human figure. The work is rendered in a simple color scheme in dove grey, vanilla, and onyx with a pop of mustard yellow. As the name suggests, the gaze is drawn toward the masculine presence in the middle of the canvas. Part of the carefully curated ART by TA Collection, Center Strength presents a powerful image in a unique and exclusive work of art.



Fresh Take

Canvas. Warm Silver Floater Frame | Frame Width: 1.125

D884S17672-1605

23 x 2 x 27 in

D884S17674-1605

35 x 2 x 41 in

D884S17676-1605

47 x 2 x 56 in

D884S17673-1605

29 x 2 x 34 in

D884S17675-1605

41 x 2 x 49 in

D884S17677-1605

53 x 2 x 63 in

Fresh Take is a skillful work on canvas that recalls the work of Dutch American abstract painter Willem de Kooning who played a significant role in the development of Abstract Expressionism, a movement that emerged in the mid-20th century in the United States.

In this work, a fragmented figure conveys the expressive potential of strong lines and shapes. The understated color scheme in ivory, smoke grey, charcoal, and pale celadon adds to the work’s emotional power. A sensual display of intimacy in an abstract form. Fresh Take creates a bold narrative with a neutral palette in this original piece for ART by TA.



Never Alone

Canvas. Silver Floater Frame | Frame Width: 1.75

D986S19712-1818
31 x 1½ x 38 in

D986S19714-1818
43 x 1½ x 53 in

D986S19716-1818
55 x 1½ x 68 in

D986S19713-1818
37 x 1½ x 46 in

D986S19715-1818
49 x 1½ x 61 in

D986S19717-1818
61 x 1½ x 76 in

Never Alone combines elements of both Modern and Contemporary Art to create an innovative work of art on canvas. The abstract nature of the work that includes the overall composition and color choice speaks to its Modern side while the use of hand-drawn lines and graffiti marks situates it in the contemporary realm. The color scheme in steel grey, khaki, baby blue, and cream gives the work a Modern feel.

A graceful blend of earth tones allows the eye to be drawn toward a central abstract form in this exclusive addition to ART by TA.



In Between Days 1

Canvas | Hand Embellished Semi Gloss | F718 - Warm Silver Floater Frame - Width: 0.6

D968S19353-1693
28 x 2½ x 28 in

D968S19355-1693
40 x 2½ x 40 in

D968S19357-1693
52 x 2½ x 52 in

D968S19354-1693
34 x 2½ x 34 in

D968S19356-1693
46 x 2½ x 46 in

D968S19358-1693
58 x 2¼ x 58 in

In Between Days 1 calls to mind the work of the distinguished 20th-century American artist Joan Mitchell, renowned for her contributions to painting, printmaking, and other paper-based media. This large-scale work on canvas mirrors Mitchell’s gestural abstraction technique with a focus on expressive brushstrokes and a flurry of color. In this work, marks, lines, and shapes are purposely non-representational, yet they convey great emotion. Combined with a vivid color scheme in indigo, violet, cerulean, and moss, this accomplished painting invites the viewer to participate in an emotional experience.

An original addition to the exclusive ART by TA Collection, In Between Days 1 makes an artistic statement from abstract forms and evocative colors.



Aakasha 1 is a remarkable work on canvas displaying a striking interplay between figurative and representative styles. In the center of the composition, the viewer’s gaze is immediately drawn toward a clearly defined face before trailing down toward increasingly abstracted features, scribbled writings, and geometric forms. Careful brushstrokes convey a masterful separation of subject and background that is at once distinct and blurred. A muted color palette of powder ash and grey chateau quietly convey this piece’s subtle nuance.

A beautiful addition to ART by TA.

Aakasha 1

Canvas | Hand Embellished Semi Gloss | F1336 - Black Texture Floater FrameWidth: 0.375”

D2779S55572-4740
16 x 2 x 24 in

D2779S55574-4740
28 x 2 x 42 in

D2779S55576-4740
40 x 2 x 60 in

D2779S55573-4740
22 x 2 x 33 in

D2779S55575-4740
34 x 2 x 51 in

D2779S55577-4740
46 x 2 x 69 in



Absent Mind 1

Textured Paper | Single Matboard | M5 | White Smooth + White Core Width: 3”
F1350 | Pewter Patina Cap Frame | Width: 1.125”

D2786S55705-4761
22 x 0.75 x 19 in

D2786S55707-4761
30 x 0.75 x 25 in

D2786S55709-4761
38 x 0.75 x 32 in

D2786S55706-4761
26 x 0.75 x 22 in

D2786S55708-4761
34 x 0.75 x 29 in

D2786S55710-4761
42 x 0.75 x 35 in

Absent Mind 1 recalls the work of Joan Miró, the renowned Spanish painter, sculptor, and ceramicist who played an integral role in the 20th-century art world, especially in the development of Surrealism. In this work on paper, abstract shapes and random contour lines offer a unique visual language. A dual-picture plane separated by an implied line offers a contrasting balance between a weightier composition on the right with a minimalist feel on the left. The duality is complemented by an understated color scheme featuring a bone background wash overlaid by heavy brushstrokes in slate, midnight blue, and charcoal. Delicate contour lines add a light touch to the composition.

A gracefully balanced composition on textured paper, Absent Mind 1 is a striking addition to ART by TA.



Displaced Scribbles 1 is a pensive, dreamlike work in the style of the Lyrical Abstraction Movement of the mid-20th century. Fluid, abstract forms move carefully across the canvas as scrawlings take the shape of written word. An entrance into the inner mind, Displaced Scribbles 1 is an accomplished piece in a dreamy palette of dark slate grey, bone, linen, and light grey.

Enchanting and poetic, Displaced Scribbles 1 becomes a window to the self in this beautiful addition to ART by TA.

Displaced Scribbles 1

Canvas | Hand Embellished Semi Gloss | F1336 - Black Texture Floater Frame - Width: 0.375"

D2804S56072-4730 16 x 2 x 24 in	D2804S56074-4730 28 x 2 x 42 in	D2804S56076-4730 40 x 2 x 60 in
D2804S56073-4730 22 x 2 x 33 in	D2804S56075-4730 34 x 2 x 51 in	D2804S56077-4730 46 x 2 x 69 in



Subdued 1 is an elegant nod to the early work of American Abstract painter Adolph Gottlieb. Through biomorphic forms, abstract symbols, and dream-like imagery, a highly complex scene unfolds across the canvas. Upon initial view, the gaze is drawn toward a centralized, abstract figure. Above, a swooping curve in grey cloud leads down to symbolic imagery in muted tones of french and slate greys before being expertly blurred against a background of grey, iron, and storm dust.

A remarkable and distinctive work of art on canvas, Subdued 1 is an exquisite addition to ART by TA.

Subdued 1

Canvas | Hand Embellished Semi Gloss | F1336 - Black Texture Floater Frame - Width: 0.375"

D2810S56192-4741 16 x 2 x 24 in	D2810S56194-4741 28 x 2 x 42 in	D2810S56196-4741 40 x 2 x 60 in
D2810S56193-4741 22 x 2 x 33 in	D2810S56195-4741 34 x 2 x 51 in	D2810S56197-4741 46 x 2 x 69 in



Let’s Explore 1

Canvas. Hand Embellished Semi Gloss. F451 - Silver Floater
Frame - Width: 0.625”

D1552S31033-2624
30 x 1.5 x 24 in

D1552S31034-2624
36 x 1.5 x 28 in

D1552S31035-2624
42 x 1.5 x 33 in

D1552S31036-2624
48 x 1.5 x 38 in

D1552S31037-2624
54 x 1.5 x 42 in


D1552S31038-2624
60 x 1.5 x 47 in

D1552S31039-2624
66 x 1.5 x 52 in

D1552S31040-2624
72 x 1.5 x 56 in

Lets Explore is an accomplished work reminiscent of the innovative art of Swiss-German artist Paul Klee. In this large work on canvas, layered shapes are the focal point. Rectangular linear shapes form a grid while an imperfect circle fills the picture plane. Depth is conveyed through a pale color wash in rose quartz, ecru, sky blue, and cream.

Following Dreaming of Warmer Days, Lets Explore possesses an air of romantic mystique through delicate geometric forms and muted displays of translucent tones. A beautiful work of art on canvas, this abstract painting is an exclusive addition to ART by TA



THEODORE ALEXANDER

TheodoreAlexander.com |  theodore_alexander_official