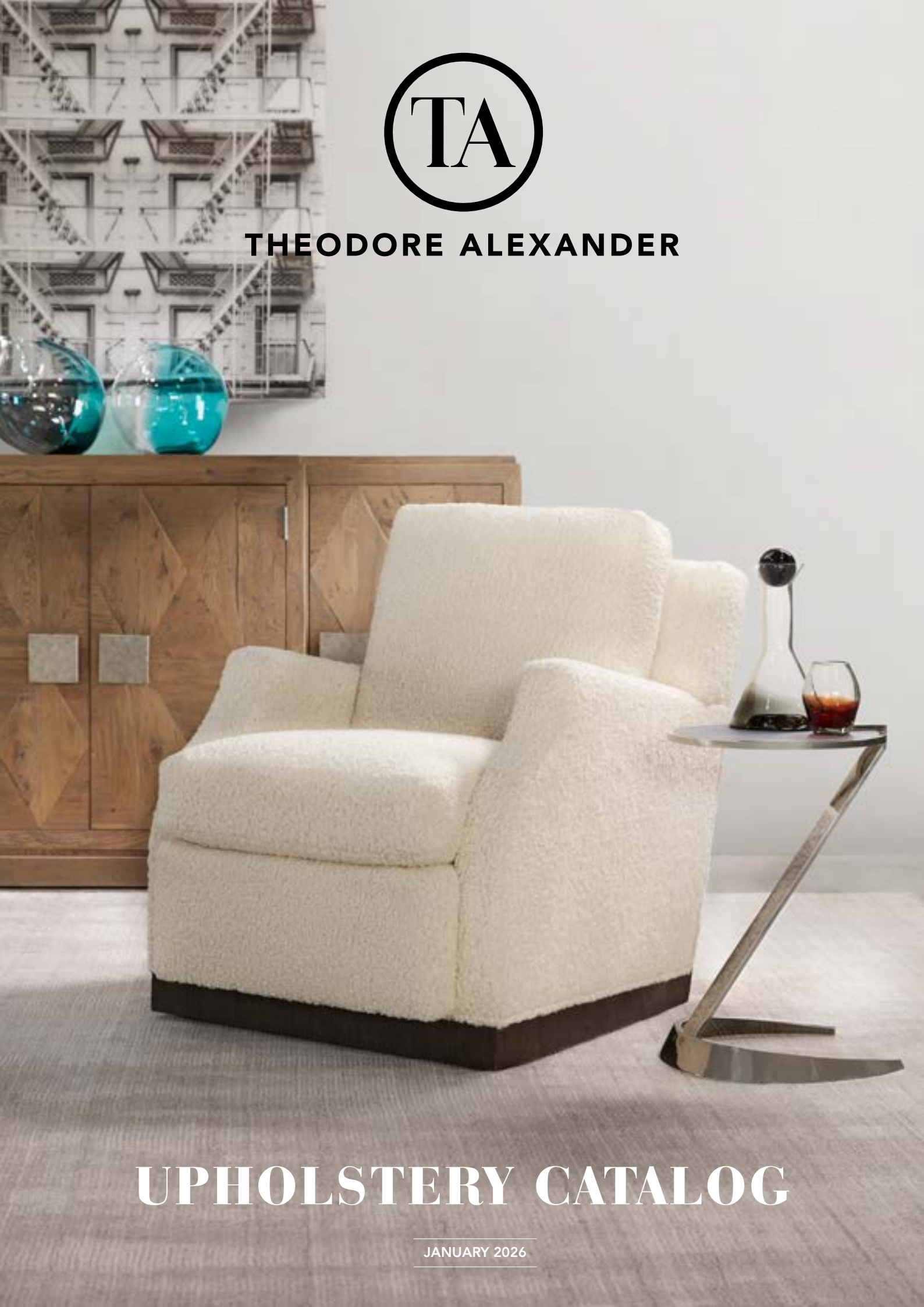




THEODORE ALEXANDER



UPHOLSTERY CATALOG

JANUARY 2026



Table of Contents

MODERN LIVING	4
CLASSIC LIVING	28
LUXURY LIVING	34
• ALTHORP LIVING HISTORY	36
• SPENCER LONDON	44
• THE ALEXA HAMPTON COLLECTION	52
• JUDITH LEIBER COUTURE	66

THEODORE ALEXANDER

theodorealexander.com



MODERN LIVING



GABRIELLE SOFA
TASU50140-85COM

Fully upholstered sofa with block feet. Featuring a wrap around arm with “captured” loose boxed seat cushions and back pillows.

85 x 38 x 33 in | 215.9 x 96.52 x 83.82 cm



JULIUS SOFA
TA45099COM

The shapely silhouette emphasizes the contrast between the soft lines and angular metal base detail bringing an elevated aesthetic to any space.

94½ x 35 x 31¼ in | 240 x 88.7 x 79.3 cm



GABRIELLE EXTENDED SOFA
TASU50140-95COM

Fully upholstered sofa with block feet. Featuring a wrap around arm with “captured” loose boxed seat cushions and back pillows.

95 x 38 x 33 in | 241.3 x 96.52 x 83.82 cm



ADRIAN CHAISE
TA45105COM

The shapely silhouette emphasizes the contrast between the soft lines and angular metal base detail bringing an elevated aesthetic to any space.

80½ x 40¼ x 30¾ in | 204.3 x 102.4 x 78 cm



LIDO SOFA

TASU50150-90COM

The Lido Sofa is the epitome of sophisticated elegance. The loose bench cushion, back pillows, and rounded back offer ultimate comfort. Two 20" throw pillows are included with this sofa.

90 x 36 x 38 in | 229 x 91 x 97 cm



LIDO SOFA II

TASU50151-90COM

The Lido Sofa II has a masculine presence featuring exposed wood highlighting the shape of the arms. The attached boxed arm cushion adds to the comfort and accentuates the level of tailoring Theodore Alexander is known for. Two 20" throw pillows are included with this sectional.

90 x 38 x 35½ in | 229 x 97 x 90 cm



LIDO ACCENT CHAIR

TASU50150-30COM

The Lido Accent Chair is the epitome of sophisticated elegance. The loose cushion, back pillow, and rounded back offer ultimate comfort.

30 x 35 x 38 in | 76 x 89 x 97 cm



LIDO ACCENT CHAIR II

TASU50151-30COM

The Lido Accent Chair II has a masculine presence featuring exposed wood highlighting the shape of the arms. The attached boxed arm cushion adds to the comfort and accentuates the level of tailoring Theodore Alexander is known for.

30 x 38 x 35½ in | 76 x 97 x 90 cm



LIDO WINGCHAIR

TASU52152COM

The Lido Wingchair is the perfect spot to curl up with a book and cup of tea. The proportions were designed for maximum comfort and support. The exposed wood detail adds unique character to the front of the chair.

28 x 36 x 44 in | 71 x 91 x 112 cm



FABIUS ACCENT CHAIR

TA42096COM

The shapely silhouette emphasizes the contrast between the soft lines and angular metal base detail bringing an elevated aesthetic to any space.

30½ x 33¼ x 31¼ in | 77.5 x 84.6 x 79.3 cm



PRIMROSE CHAIR

TASU52122COM

Swivel Armchair
Tight Upholstered Scoop Back
Loose Cushion Seat
Upholstered Base & Outside Back
31 x 33 x 33 in | 78.74 x 83.82 x 83.82 cm



LAFAYETTE CHAIR

U3012-28COM

Arched Tight Upholstered Back with Downswept Arms
Boxed Loose Cushion Seat
On Inset Rounded Corner ‘Clamp’ Legs with Tapering Feet
28 x 28 x 31½ in | 71.12 x 71.12 x 80 cm



ADMIRAL CHAIR

TASU52123COM

Tub Chair / Curved Tight Upholstered Back
Loose Cushion Seat with Kidney Pillow
Three Bold Upholstered Slab Legs
‘Cut Out’ Base with Oak Detailed Feet
30 x 28½ x 31½ in | 76.2 x 72.4 x 80 cm



NIBI SWIVEL CHAIR

TA42112COM

Modern comfort and classic craftsmanship all in one place. The plush upholstery contrast and the exposed wood creates a balanced look that is both inviting and sophisticated.

32 x 35½ x 28½ in
81.3 x 90.2 x 72.4 cm



PENDLETON BARREL CHAIR

TASU52108COM

Upholstered Tub Chair
Curved Tight Back
Sloping Arms enclosing Loose Cushion Seat
Upholstered Base with Block Feet
32 x 35 x 29 in | 81.28 x 88.9 x 73.66 cm





RETREAT CHAIR
TA42087COM

A unique and stylish seating option that merges minimalist design with an organic aesthetic.

30½ x 25¾ x 30 in | 77.5 x 65.3 x 76.2 cm



HELIX CHAIR
U3159-33COM

The Helix Chair with its gracefully shaped beech legs has a twisted design to bring your eye up to the gently sloped arms which merge seamlessly into the curved back. The tight seat and back is designed for ultimate comfort. One 18" pillow comes standard.

33 x 40 x 38½ in | 84 x 102 x 98 cm



WILSHIRE UPHOLSTERED CHAIR
5245COM

Club Chair
Oak Veneer
Hardwood
8 Way Hand Tied Springs

28 x 38 x 35 in | 71.12 x 96.52 x 88.9 cm





OLYMPIA LOUNGE CHAIR
TA42129COM

The dramatic Olympia curves make a statement of opulence and style. The perfect setting for intimate conversations that effortlessly flow as the curves of its design, where every word feels like a secret shared in the most beautiful of places.

30 x 38 x 33 in | 76.2 x 96.5 x 83.8 cm



PALOMA CHAIR
U3158-33COM

The Paloma Chair is the ideal conversation chair. The tight seat design, tight curved back, lightly upswept arms and swivel base adds a casual but contemporary look to any room. Chair comes standard with one 18" throw pillow.

33 x 40 x 37 in | 84 x 102 x 94 cm



MOD ACCENT CHAIR
TA42058COM

Shapely legs taper beneath the elegant frame and floating seat of this stunning occasional chair. Gracefully curving into sculptural arms, a delicate balance is formed between distinguished metal accents and exquisite veneer.

37½ x 33¾ x 34¼ in | 95 x 85.5 x 87 cm
As shown in UP5088 & UP4963 fabric; Trim: None



MOD ACCENT CHAIR
TA42057COM

Shapely legs taper beneath the elegant frame and floating seat of this stunning occasional chair. Gracefully curving into sculptural arms, a delicate balance is formed between distinguished metal accents and exquisite veneer.

37½ x 33¾ x 34¼ in | 95 x 85.5 x 87 cm
As shown in LE0399 leather.





LIDO BENCH
TA44002COM

The Lido Bench makes a bold statement with a handsome tight back design featuring curved corners set upon a reeded carved frame and tapered legs.

55 x 20 x 24 in | 139.7 x 50.8 x 61 cm



NOB HILL STOOL

8053-00COM

Stool
Hand Carved Maple
Upholstered

22 x 17 x 19 in | 55.88 x 43.18 x 48.26 cm



FILLMORE STOOL

8051COM

Stool
Hand Carved Maple
Upholstered

24 x 18 x 20 in | 60.96 x 45.72 x 50.8 cm



ROAN OTTOMAN

8061COM

Ottoman
Vintage Gilt Steel
Upholstered

22 x 16 x 21 in | 55.88 x 40.64 x 53.34 cm



LIDO SECTIONAL



LIDO LAF LOVESEAT
TASU50150-63-59COM
59 x 36 x 38 in | 150 x 91 x 97 cm




LIDO RAF LOVESEAT
TASU50150-64-59COM
59 x 36 x 38 in | 150 x 91 x 97 cm




LIDO LAF SOFA
TASU50150-67-87COM
87 x 36 x 38 in | 221 x 91 x 97 cm



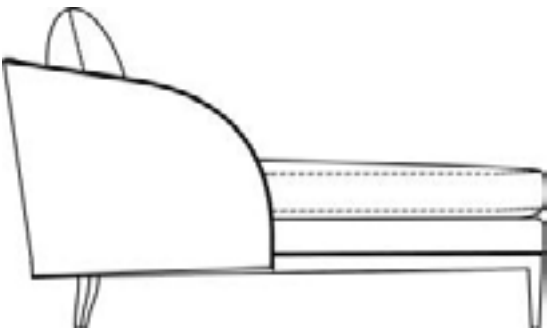
LIDO RAF SOFA
TASU50150-68-87COM
87 x 36 x 38 in | 221 x 91 x 97 cmm



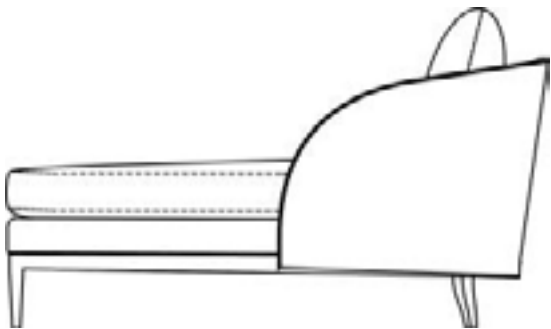
LIDO LAF/CORNER SOFA
TASU50150-53-95COM
95 x 36 x 38 in | 241 x 91 x 97 cm



LIDO RAF/CORNER SOFA
TASU50150-54-95COM
95 x 36 x 38 in | 241 x 91 x 97 cm



LIDO LAF CHAISE
TASU50150-41-32COM
32 x 66 x 38 in | 81 x 168 x 97 cm



LIDO RAF CHAISE
TASU50150-42-32COM
32 x 66 x 38 in | 81 x 168 x 97 cm

The Lido Sectional is the epitome of sophisticated elegance. The loose bench cushion, back pillows, and rounded back offer ultimate comfort. Three 20” throw pillows are included with this sectional.

LIDO SECTIONAL II



The Lido Sectional II has a masculine presence featuring exposed wood highlighting the shape of the arms. The attached boxed arm cushion adds to the comfort and accentuates the level of tailoring Theodore Alexander is known for. Three 20" throw pillows are included with this sectional.



LIDO LAF LOVESEAT
TASU50151-63-59COM
59 x 38 x 35½ in | 150 x 97 x 90 cm



LIDO RAF LOVESEAT
TASU50151-64-59COM
59 x 38 x 35½ in | 150 x 97 x 90 cm



LIDO LAF/CORNER SOFA
TASU50151-53-95COM
95 x 38 x 35½ in | 241 x 97 x 90 cm



LIDO RAF/CORNER SOFA
TASU50151-54-95COM
95 x 38 x 35½ in | 241 x 97 x 90 cm



LIDO LAF SOFA
TASU50151-67-87COM
87 x 38 x 35½ in | 221 x 97 x 90 cm



LIDO RAF SOFA
TASU50151-68-87COM
87 x 38 x 35½ in | 221 x 97 x 90 cm



CLASSIC LIVING



BRICE SOFA
497-73COM

A hand carved and upholstered settee, the pierced chain link carved top rail with a scroll over back and arms, a bench seat and five Canadian Down throw pillows, the foliate carved seat rail on turned and tapering legs with fluted details and flowerhead capitals. Inspired by a Louis XVI original.

73 x 35½ x 33½ in | 185.42 x 90.17 x 85.09 cm

CATRIONA UPHOLSTERED CHAIR
5212WSCOM

A tufted library chair, the arched tufted inside back and arms with nail head decoration around the top rail, uprights and seat rail, with a loose cushion seat above a skirted base. Inspired by a Regency original.

35¾ x 34¼ x 39 in | 90.7 x 87.3 x 98.8 cm



EDIE SOFA
281-77KPF.COM

A curved back upholstered sofa, the upholstered back terminating in a tuxedo arm above a loose cushion seat with three Canadian down throw pillows standard, on a kickpleat skirted base. Inspired by a late 19th century original.

77 x 43½ x 34 in | 195.58 x 110.49 x 86.36 cm



LOTTA UPHOLSTERED CHAIR
7281L.COM

An upholstered armchair; the rectangular 'T' cushion back and seat enclosed by English arms; above a padded rail; on a short kick pleat skirt. Inspired by a 19th century English original.

33 x 39 x 36 in | 83.82 x 99.06 x 91.44 cm

CULTIVATED COUNTER STOOL
TA43013COM

Inspired by William and Mary, the Cultivated Counter Stool compels an air of sophistication through hand carved splayed legs that gently taper below the frame’s luxurious upholstered seat.

18¾ x 24½ x 43¼ in | 47.8 x 62 x 110 cm

As shown in UP6709 fabric; Trim: TA vintage nails



LORE ACCENT CHAIR
8784COM

An open armed tub chair, the bold and curved top rail above downswept supports enclosing an upholstered seat, on gently splayed legs. Inspired by an Empire original.

23½ x 23½ x 32 in | 59.69 x 59.69 x 81.28 cm



RILEY TUFTED BACK UPHOLSTERED CHAIR
5193COM

Maple
Upholstered

36 x 39 x 34 in | 91.44 x 99.06 x 86.36 cm



VERNA UPHOLSTERED CHAIR
5121COM

A maple and fiddle back sycamore veneered occasional armchair, the rectangular wood framed tight back with a further loose back cushion and loose seat cushion enclosed by sycamore veneered arms, on a veneered seat rail and on splayed legs. Inspired by a mid century European original.

31 x 37 x 40½ in | 78.74 x 93.98 x 102.87 cm

A photograph of a sophisticated living room. The walls are a deep red with vertical wood paneling. Two large windows are covered with light-colored, sheer curtains. In the center is a brown leather tufted sofa with two patterned pillows and a gold-colored spherical ornament. Flanking the sofa are two light-colored upholstered armchairs. In front of the sofa is a round coffee table with a brass frame and a white top, holding several books and a small wooden box. A large white vase with a floral design and a branch of white blossoms sits on the coffee table. To the left of the sofa is a side table with a brass lamp. To the right is another side table with a brass lamp and a small decorative object. The floor is covered with a light-colored, patterned rug.

LUXURY LIVING

ALTHORP LIVING HISTORY

The histories of the Spencer Family's Heritage and Althorp are so tightly entwined that they would be impossible to unravel and separate. These Spencer ancestors were able to indulge their tastes – to commission art, furniture, and all the finer things in life. You can see the Spencer touch in every corner of Althorp – this historic house that my family has called “home” for over 500 years, and which for the past decade, has been given unprecedented care and attention. Althorp Living History collection expands upon its classic style with an exquisite use of figured walnut, drawing upon the historic designs found within the Althorp estate in England. Offered in a rich Heirloom finish with classic brass hardware, every Althorp piece showcases the beauty of heritage craftsmanship and embodies a legacy of classic forms reimagined for today's living.





THE ALTHORP LIBRARY SOFA
A461COM

A deep button upholstered Chesterfield Sofa, the overscrolled back and arms on tapering and spiral carved legs. The original Regency, circa 1840.
89 x 37 x 33 in | 226.06 x 93.98 x 83.82 cm



HALYARD SOFA
TA45138COM

The Halyard Collection embodies the essence of timeless design, balancing elegance with comfort. With its graceful exposed wood silhouette and attention to detail, this collection is a testament to enduring style, making it a centerpiece in any living space.
99 x 40¾ x 40½ in | 251.2 x 103.2 x 102.6 cm



LANCASTER SOFA
TA45137COM

The Halyard Collection embodies the essence of timeless design, balancing elegance with comfort. With its graceful exposed wood silhouette and attention to detail, this collection is a testament to enduring style, making it a centerpiece in any living space.
104¼ x 46¼ x 43 in | 264.8 x 117.5 x 109.2 cm





THE REGENT'S VISIT SOFA

A480-110COM

A hand-carved and parcel gilt great sofa, the bound reed carved top rail with high arms, with fluted column and lapette carved uprights, the bench cushion seat and tight back with two bolsters and five throw pillows on a bound reed carved and flowerhead seat rail with acanthus carved and fluted tapering legs.

110 x 39 x 33 in | 279.40 x 99.06 x 83.82 cm



THE REGENT'S VISIT SOFA II

A480-90COM

A hand-carved and parcel gilt great sofa, the bound reed carved top rail with high arms, with fluted column and lapette carved uprights, the bench cushion seat and tight back with two bolster and four throw pillows on a bound reed carved and flowerhead seat rail with acanthus carved and fluted tapering legs.

90 x 39 x 33 in | 228.6 x 99.06 x 83.82 cm





HALYARD SUITE CHAIR
TA42140COM

The Halyard Collection embodies the essence of timeless design, balancing elegance with comfort. With its graceful exposed wood silhouette and attention to detail, this collection is a testament to enduring style, making it a centerpiece in any living space.

49 x 40¼ x 39 in | 124.2 x 102.2 x 99.1 cm



FIRESIDE UPHOLSTERED CHAIR
A282COM

An upholstered mahogany ‘easy’ chair, the scroll over tufted back with scroll terminal padded arm on turned uprights, the tufted seat on a serpentine seat-rail on turned and tapering legs with brass cappings and castors.

31 x 38½ x 31½ in | 78.74 x 97.79 x 80.01 cm



THE REGENT’S VISIT UPHOLSTERED CHAIR
A280COM

A hand-carved and parcel gilt upholstered chair, the bound reed carved top rail with high arms, with fluted column and lapette carved uprights, the cushion seat and tight back with a throw pillow, on a bound reed carved and flowerhead seat rail with acanthus carved and fluted tapering legs.

36 x 35 x 36 in | 91.44 x 88.9 x 91.44 cm



THOMAS HOPE ACCENT CHAIR
A18COM

A mahogany armchair in the manner of Thomas Hope, the bowed and panel carved top rail above a ‘U’ shaped seat, turned armrests with lions head carved finials, the seat-rails decorated with trailing husk carving on downswept moulded legs terminating in lion paw feet. The original Regency, circa 1805.

30 x 21½ x 31 in | 76.2 x 54.61 x 78.74 cm

SPENCER LONDON



Marrying styles of Lord Spencer's London home with the exquisite capabilities of Theodore Alexander's craftsmanship, the Spencer London collection brings fresh perspective to elegant metro living. A consistent thread of chic, mixed metal inlays are seen throughout the furniture forms, bringing England's rich history to a current day contemporary style. Crafted in figured sycamore, maple, and khaya crotch wood, these designs have been painstakingly fine tuned to offer a tailored product that is uncompromising, timeless and approachable.





HOUNSLOW CHAIR
TA42082COM

Opulent, classic and inviting Hounslow is a stunning centerpiece for any room.
56 x 46¼ x 32 in
142 x 117.5 x 81.3 cm



HACKNEY CHAIR
TA42079COM

The exposed wood arms combined with modern, streamlined forms give this contemporary yet timeless appeal.
32 x 36½ x 36¼ in
81.3 x 92.7 x 92.1 cm



BARNET CHAIR
TA42088COM

Designed for smaller spaces, this streamlined and contemporary chair can easily blend into a variety of design aesthetics.
29 x 35 x 31¼ in
73.7 x 88.9 x 79.4 cm



HAVERING CHAIR
TA42089COM

Gently rolled english arms and deep plush seating create a welcoming silhouette.
38 x 47 x 32¼ in
96.5 x 119.4 x 81.9 cm

**HAMMERSMITH
ACCENT CHAIR**
TA42138COM

The contemporary aesthetic of the Hammersmith Accent Chair is grounded in its metallic polished nickel tubed seat frame. Hammersmith's plush upholstered seat and back pair with matching welt and throw pillow, creating an enviable, sleek, chic piece for any living space.

30 x 35½ x 32¼ in
76.2 x 90.4 x 81.9 cm



ISLINGTON ACCENT CHAIR
TA42137COM

A modern take on a classic silhouette, the Islington Accent Chair marries soft fabric with rich leather, creating a fresh reimagining of the traditional parlor chair. Islington features nail head trim framing the upholstered edges of the chair's frame, a loose cushion seat, and a dark-hued, curved, high leg.

28 x 30¼ x 36½ in | 71 x 76.8 x 92.7 cm



LAMBETH CHAIR
AL42067COM

Fulham finish standard

30 x 38½ x 31½ in
76.2 x 97.8 x 80.3 cm



BROMLEY ACCENT CHAIR
TA42136COM

The Bromley Accent Chair marries soft fabric with rich, dark wood and silver-toned hardware, creating a fresh reimagining of the traditional silhouette. Bromley features nail head trim framing the upholstered edges of the chair's squared frame, a loose cushion seat, ornately carved and adorned legs, and a standard throw pillow.

28 x 28½ x 34 in | 71 x 72.4 x 86.4 cm



HACKNEY SOFA
TA45136COM

With its contemporary yet timeless appeal, the Hackney Loveseat features exposed wood arms with modern, streamline forms and metallic tipped feet.

76 x 36½ x 36¼ in | 193 x 92.7 x 92.1 cm



BARNET SOFA
TA45100COM

Designed for smaller spaces, this streamlined and contemporary sofa can easily blend into a variety of design aesthetics.

94½ x 37 x 31¼ in | 240 x 94.1 x 79.4 cm



HAVERING SOFA
TA45092COM

Gently rolled english arms and deep plush seating create a welcoming silhouette.

99 x 44 x 31 in | 251.5 x 111.8 x 78.5 cm



HARINGEY STOOL
AL44039COM

The Spencer London collection brings a fresh perspective to elegant metro living inspired by Lord Spencer’s London townhouse. The collection is crafted from figured sycamore, maple, and khaya crotch wood bringing England’s rich history to an elegant, current-day contemporary style.

18¾ x 18¾ x 20¾ in | 47.4 x 47.4 x 53 cm



HARINGEY LONG BENCH
TA44045COM

The Spencer London collection brings a fresh perspective to elegant metro living inspired by Lord Spencer’s London townhouse. The collection is crafted from figured sycamore, maple, and khaya crotch wood bringing England’s rich history to an elegant, current-day contemporary style. The Haringey Bench is no exception, featuring an upholstered seat and ornately carved legs and frame.

58 x 20 x 20½ in | 147.3 x 50.8 x 52.3 cm



HARROW LONG BENCH
TA44044COM

Featuring dramatic curved posts adorned in casted bird-of-prey heads at the arm and talon feet at the floor, the upholstered Harrow Bench is a truly striking conversation piece that demands attention.

65¾ x 18½ x 27½ in
167 x 46.7 x 69.9 cm



The Alexa Hampton Collection

From New York City to Hangzhou, China, Alexa Hampton's project portfolio encompasses luxe, beautifully layered urban apartments, expansive town and country residences, private airplanes, and yachts. Regularly named to Architectural Digest's AD100 and House Beautiful's Top Designer list as well as Elle Décor's A-List, Hampton translates the classical principles of good design and decoration into some of today's most elegant, enduring, and functional domestic landscapes.



KIKI OTTOMAN
U8225-30COM

A love letter to enduring elegance, the Kiki Ottoman features gently carved wood accents and sumptuous upholstery. This stunning ottoman incorporates refined details and a graceful silhouette for a touch of drama. Kiki is a perfect blend of comfort, craftsmanship, and beauty, imparting the feeling of a story passed down through generations.

30 x 22 x 18½ in | 76.2 x 55.9 x 47 cm



NEILL SOFA
U1060-96COM

An updated take on a classic Maison Jansen silhouette. A tight upholstered back with loose seats gives this sofa the perfect combination of sophistication and approachability. A slim tapered leg and flared arm amend the historical model.

96 x 36½ x 33½ in | 243.84 x 92.7 x 85.1 cm



KIKI CHAIR
U3225-31COM

A love letter to enduring elegance, the Kiki Chair features gently scrolled arms, carved wood accents, and sumptuous upholstery. This stunning stationary chair incorporates refined details and a graceful silhouette for a touch of drama. Kiki is a perfect blend of comfort, craftsmanship, and beauty, imparting the feeling of a story passed down through generations.

31 x 34½ x 37 in | 78.7 x 87.6 x 94 cm



KIKI SOFA
U1225-86COM

A love letter to enduring elegance, the Kiki Sofa features gently scrolled arms, carved wood accents, and sumptuous upholstery. This stunning sofa incorporates refined details and a graceful silhouette for a touch of drama. Kiki is a perfect blend of comfort, craftsmanship, and beauty, imparting the feeling of a story passed down through generations.

85½ x 36¾ x 37 in | 217.2 x 93.3 x 94 cm

MICHAEL CHAIR
U3224-36COM

The graceful silhouette and enveloping curves invite you to sink into softness and stillness. Whether dressed in floral linen, velvet or soft neutrals, Michael carries with it a sense of refined nostalgia-elegant, feminine and effortlessly timeless

33¾ x 38½ x 36-½ in | 86 x 98 x 92.5 cm





ALBERT EXTENDED SOFA
U1001-96COM

A classic form in modern upholstery, the Albert sofa can go anywhere and be anything, with your creative fabric selection. The plush bench cushion is held in place with locking apostrophe arms. Three loose boxed cushions form the back, with two throw pillows flanking the high tuxedo-arms. Set on raised block feet.

96 x 37½ x 35 in | 243.84 x 95.25 x 88.9 cm



MARKHAM SOFA
U1003-90COM

The Markham sofa is a happy hybrid of a French antique and classic Tuxedo-style divan. High track arms and back hold a bench cushion and three knife-edge loose cushion backs. Finished with two bolsters and two throw pillows. Set on spiral turned and tapering legs.

90 x 38 x 36 in | 228.6 x 96.52 x 91.44 cm



GUY ACCENT CHAIR
U3066-28COM

A gorgeous adaptation of Biedermeier arm chair, Guy has sensuous sloping wood arms and lines trimmed in mahogany. A loose cushion provides a soft seat to this lounge chair.

27½ x 30 x 32½ in | 69.8 x 76.2 x 82.5 cm



FRAISER DINING CHAIR
AXH41024COM.C105

This Swedish Neoclassical inspired armchair features a sleigh form back rail, open cantilever arms, and brass cappings. Upholstered seat, back and inner arms lend comfort to this accent chair.

24 x 25½ x 33½ in | 61 x 64.8 x 85.1 cm





FRANCIS DINING SIDE CHAIR
AXH40021COM.C105

With Baltic influences, the Frances side chair features half round back with inset relief and carved sunburst detail.

20 x 24 x 36 in | 50.8 x 61 x 91.5 cm



FRANCIS DINING ARM CHAIR
AXH41021COM.C105

With Baltic influences, the Frances armchair features a scrolled arm, half round back with inset relief and carved sunburst detail.

24 x 24 x 36 in | 61 x 61 x 91.5 cm

REBECCA DINING SIDE CHAIR
AXH40022COM

With a nod to Art Deco sensibilities, Rebecca is a feminine dining chair with softly curved wood and upholstered back on tapered and fluted leg with small nail head details at upper leg.
19 x 23½ x 34¾ in | 48.3 x 59.7 x 88.3 cm



STEPHANIE CHAIR
U3022-24COM

An accent chair with personality, Stephanie charms with a pierced trellis back that narrows, in hourglass fashion, to brass-capped sabre legs. Down-swept arms embrace a tight upholstered seat. A wonderful geometry of form in Mahogany.
23¼ x 23¾ x 34¼ in | 59.05 x 60.32 x 87 cm



REBECCA DINING ARM CHAIR
AXH41022COM

With a nod to Art Deco sensibilities, Rebecca is a feminine dining chair with softly curved wood and upholstered back on tapered and fluted leg with small nail head details at upper leg.
23¾ x 23½ x 34¾ in | 60.3 x 59.7 x 88.3 cm



MANNING ACCENT CHAIR
U3067-26COM

The Manning Chair is a striking take on a smoking chair with a curved upper rail, tufted back and curved seat. Long tapered legs, brass castors and nail heads add subtle embellishment.
25½ x 26 x 34½ in | 64.8 x 66 x 87.6 cm



JOSEPHINE OTTOMAN
U8014-27COM

Boxed-upholstered seat ottoman set on turned and fluted tapering legs with brass cappings and casters. Pairs brilliantly with an easy chair, but indispensable throughout the home, wherever extra seating is required or desired.

27 x 22 x 16 in | 68.58 x 55.88 x 40.64 cm



JULIET BENCH
U8033-50COM

Juliet has found her destiny at the foot of the bed. Leaf and flowerhead capitals adorn the apron of the bench, finished with brass-capped reeded legs, and a deeply tufted and welted bench seat.

50 x 20 x 20½ in | 127 x 50.8 x 52.07 cm



GREGORY BENCH
U8072-42COM

Based on a Neoclassic bench, the Gregory features a reeded upper rail, fluted legs and rosette capitals. A turned wood stretcher meets a fluted x design. With a pull-up upholstered seat, the Gregory makes for great extra seating.

42 x 18 x 19 in | 106.68 x 45.72 x 48.26 cm



CHARLIE BENCH
U8073-57COM

The Charlie Bench is a storage enthusiast's dream. Perfect for the foot of the bed or as a coffee table ottoman, Charlie has secret storage beneath his tufted top. A modified raised Greek key design around the base adds refinement.

57 x 19¼ x 19 in | 144.7 x 48.9 x 48.3 cm

Immerse yourself in the opulent world of Judith Leiber Couture with our inaugural collection, a showcase of indulgent sophistication that pays homage to the iconic aesthetic of the revered fashion designer. Each piece is a creative masterpiece, adorned with resplendent details such as mother-of-pearl encrusted inlays, meticulously hand-painted details, and polished brass accents. Presented in the exquisite Mink or Martini oak finishes, these luxurious statement pieces, mirroring the essence of the brand's iconic handbags, are tailored to individuals who embrace an elegant approach to life.

JUDITH LEIBER

C O U T U R E





MARQUISE SOFA SIDE TABLES ATTACHED
TA45111COM.C386

Multifunctional sofa that integrates side tables into the soft sofa curves. Ideal for modern & minimalist interiors.
104 x 36 x 30 in | 264.3 x 91.5 x 76.2 cm



BEZEL CHAISE
TA45112COM

A streamlined, minimalist look with smooth, uninterrupted lines that contribute to a modern aesthetic.
64½ x 35¾ x 30 in | 163.8 x 90.8 x 76.2 cm



ASPREY ACCCENT CHAIR
TA42104COM.C385

The gentle flair arms paired with modern lines fit anywhere a stylish and comfortable seating option is needed.
29½ x 35 x 35 in | 75 x 88.6 x 89 cm



PAVE SWIVEL
TA42105COM.C386

Elegant mother of pearl and brass inlay anchor the standout lines of this stylish and functional swivel chair.
31½ x 31½ x 32 in | 80 x 80 x 81.3 cm



GENERAL

Items included in this Catalog may not be represented in the Theodore Alexander showroom.

Each of the unique items featured in this Catalog are the subject of copyright protection in the United States and throughout the world.

Some items in this Catalog may not be available in certain Region or Country.

APPEARANCE

All Theodore Alexander products are manufactured to the highest standards and with the utmost care and attention to detail. Whilst we make every effort to accurately reproduce the colours of the furniture illustrated, differences in texture, grain and colour are inherent in all natural woodwork and should be expected as the individual characteristics of materials used. Variations in these qualities are not manufacturing defects and will not be accepted as such for the purpose of claims. Some changes in colour or texture may occur during the life cycle of the product, particularly in leather, wood and veneer.

All exposed surfaces of Theodore Alexander furniture are prepared, sanded and finished, even though at times they are not visible. This includes the undersides, the back and the inside of the drawer boxes amongst others.

While our fabrics and leather are sourced from the finest upholstery manufacturers, we are unable to provide a guarantee on fabrics or leather, including COM. Theodore Alexander can take no responsibility for wearability of fabric and leather or alternations to the fabrics and leather after it has shipped. We recommend the use of a professional upholstery dry cleaner in case of soiling or wear.

Items are photographed in studio conditions and the appearance of the actual items may vary from that shown

DIMENSION, SPECIFICATIONS AND STYLE

All dimensions listed are approximate given the hand crafted nature or our product and the variation in fabrics used. There may be a difference of up to 2” from listed dimensions.

When giving overall dimensions we may use some rounding.

Product specifications are not binding and we reserve the right to make changes without notice. Please refer to your shipment for final sizes and specifications.

Where descriptions refer to particular historical styles, this does not indicate the product stems from this period in any aspect other than in design inspiration.

INTELLECTUAL PROPERTY

We are proud of the unique designs created by our skilled designers and craftsmen. To protect your investments, infringements of any proprietary (trademarked, patented, copy righted or otherwise protected) design or right will be pursued to the full extent of the law. We will take legal action against any person and / or company that knowingly or unknowingly infringes upon our intellectual property rights. Trademarks, collection names, design and design elements in the Catalog may be the subject of pending and issued copyrights, trademark registrations and patents.

All images and text contained in this Catalog are the sole property of Theodore Alexander or its subsidiaries and may not be use or reproduced in any medium without the expressed written consent of Theodore Alexander.

PRODUCT CARE

To learn more about caring for your furniture, visit our care page on theodorealexander.com



THEODORE ALEXANDER

TheodoreAlexander.com |  theodore_alexander_official